IT EN DE

RPR / SLS

RPR

Tipo riduttore
Gearbox type
Getriebetyp

RPR
SLS

RPR2150
SLS4002

Grandezza
Size
Getriebegröße

2 Stadi / *Stages* / Etappen: **2150**, **2250**, **2320**, **4002**

3 Stadi / *Stages* / Etappen: **3150**, **3250**, **3320**, **4003**

DC

Tipo di supporto
Type of support
Lagertyp

Doppio centraggio / *Double centring* / Doppelte Zentrierung

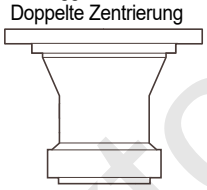

DC **DCe**
DCC **DCTe**
DCT **DCSe**

Flangia avanzata / *Flange forward* / Vorwärtsflansch

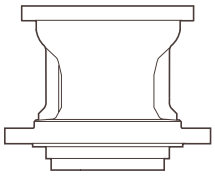

FA **FAe**
FAD **FATe**
FAT **FAZe**

335334

Pignone lato uscita per rotazione
Output side pinion for rotation
Abtriebsseitiges Stirnrad

Vedere tabella dati tecnici nelle specifiche pagine per ogni grand. di riduttore
See the relevant technical specifications table for all gearbox sizes
Siehe Tabelle der technischen Daten auf den spezifischen Seiten der Getriebegrößen

25

Rapporto effettivo
Effective ratio
Effektives Übersetzungsverhältnis

Vedere tabella dati tecnici nelle specifiche pagine per ogni grand. di riduttore
See the relevant technical specifications table for all gearbox sizes
Siehe Tabelle der technischen Daten auf den spezifischen Seiten der Getriebegrößen

FL450.8C

Configurazione entrata
Input configuration
Antriebsanordnung

FL620.10 **FL450**
FL635.10 **FL650**
FL250 **FL750**
FL350 **FL960**

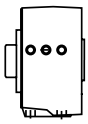

FL620.U
FL635.U

00 Solo per entrata universale
Universal input only
Nur für Universalantriebe

611.....

Selezionare la flangia “SAE J 744C” per entrata universale vedi pag. ??
Select the “SAE J 744C” flange for universal input (see page ??)
Auswahl Flansch “SAE J 744C” für Universalantriebe (siehe Seite ??)

Esempi di designazione
Sample model code
Beispiel der Kennzeichnung

RPR2150DC/335334/25/FL450.8C + 611.....
RPR3065FAT/9004091/125/00+FL635.U+628.....
SLS4003DCe/9003903/146,7/FL350.6C+611.....

www.redukt-or-mex.ru

RPR / SLS

RPR

Type de réducteur
Tipo de reductor
Tipo de redutor

RPR
SLS

RPR2150
SLS4002

Grandeur
Tamaño
Tamanho

2 *Étapes* Etapas *Estágios*: **2150**, **2250**, **2320**, **4002**

3 *Étapes* Etapas *Estágios*: **3150**, **3250**, **3320**, **4003**

DC

Type de support
Tipo de soporte
Tipo de suporte

Double centrage / Doble centrado / *Centragem dupla*

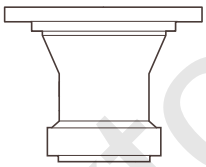

DC **DCe**
DCC **DCTe**
DCT **DCSe**

Flasque avancé / Brida adelantada / *Flange avançada*

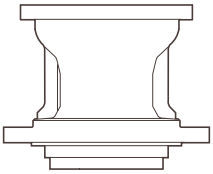

FA **FAe**
FAD **FATe**
FAT **FAZe**

335334

Pignon côté sortie pour rotation
Piñón lado salida para rotación
Pinhão do lado da saída para rotação

Voir table des caractéristiques techniques page pour chaque dim. réducteur
Véase la tabla de datos técnicos en la página de cada reductor
Consultar a tabela de dados técnicos nas páginas especificas para cada tamanho de redutor

25

Rapport effectif
Relación efectiva
Relação efetiva

Voir table des caractéristiques techniques page pour chaque dim. réducteur
Véase la tabla de datos técnicos en la página de cada reductor
Consultar a tabela de dados técnicos nas páginas especificas para cada tamanho de redutor

FL450.8C

Configuration entrée
Configuración de la entrada
Configuração de entrada

FL620.10 **FL450**
FL635.10 **FL650**
FL250 **FL750**
FL350 **FL960**

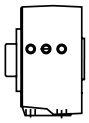

FL620.U
FL635.U

00 *Pour entrée universalle uniquement*
Sólo para entrada universal
Somente para entrada universal

611.....

Sélectionner flasque "SAE J 744C" pour entrée universelle voir page ??
Seleccionar la brida "SAE J 744C" para entrada universal (véase la pág. ??)
Selecionar flange "SAE J 744C" para a entrada universal consultar pág. ??

Exemples de désignation
Ejemplo de identificación
Exemplo de designação

RPR2150DC/335334/25/FL450.8C + 611.....
RPR3065FAT/9004091/125/00+FL635.U+628.....
SLS4003DCe/9003903/146,7/FL350.6C+611.....

www.redukt0r-mex.ru

4.3. DATI TECNICI E TAVOLE DIMENSIONALI
4.3. TECHNICAL SPECIFICATIONS AND DIMENSIONAL DRAWINGS
4.3. TECHNISCHE DATEN UND MASSBILDER

DC RPR / SLS

Type	$T2_{max}$ [Nm]	T_{FEM} T5(M5-L2) [Nm]	Pag.
RPR046DC	6.000	3.400 ÷ 5.550	28
RPR065DC	11.500	6.600 ÷ 9.550	30
RPR150DC	23.000	13.450 ÷ 18.100	34
RPR250DC	37.000 ÷ 46.200	21.350 ÷ 29.450	38
RPR255DC	37.000 ÷ 46.200	21.350 ÷ 29.450	42
RPR320DC	46.200	21.000 ÷ 33.850	46
SLS300DC	53.800 ÷ 74.600	31.850 ÷ 48.700	50
SLS400DC	72.000 ÷ 100.000	39.950 ÷ 61.400	54

www.reduktor-mex.ru

4.3. CARACTÉRISTIQUES TECHNIQUES ET PLANCHES DES DIMENSIONS
4.3. DATOS TÉCNICOS Y PLANOS ACOTADOS
4.3. DADOS TÉCNICOS E TABELAS DIMENSIONAIS

FA RPR / SLS

Type	$T2_{max}$ [Nm]	T_{FEM} T5(M5-L2) [Nm]	Pag.
RPR046FA	--	--	--
RPR065FA	11.500 ÷ 13.500	6.600 ÷ 9.550	32
RPR150FA	23.000	13.450 ÷ 18.100	36
RPR250FA	37.000 ÷ 46.200	21.350 ÷ 29.450	40
RPR255FA	37.000 ÷ 52.800	21.350 ÷ 29.450	44
RPR320FA	63.600	21.000 ÷ 33.850	48
SLS300FA	53.800 ÷ 74.600	31.850 ÷ 48.700	52
SLS400FA	72.000 ÷ 100.000	39.950 ÷ 61.400	56

www.reduktor-mex.ru

RPR046DC

n_2 = 15 rpm

RPR2046 ì =	T_{FEM} [Nm]	$T2_{max.}$ [Nm]	RPR3046 ì =	T_{FEM} [Nm]	$T2_{max.}$ [Nm]
10,8	5.550	6.000	53,8	5.500	6.000
12,3			63,5		
14,5			73,5		
17,1	5.150		79,4		
18,1	5.550		92,2		
21			100,3		
25,4	5.000		108,6		
29,9	5.150		125,6		
31	4.510		145,7		
36	4.020		152,3	5.000	
43,5			176,1		
52,6	3.400		207,8	5.150	
			224,2	4.400	
			260	5.000	
			280,7	4.510	
			314,4	5.150	

Pinion code	m	z	x	Ø D	B	C	Support code	Kg.
335332	6	18	0,599	127,2	72	3,5	DC - DCe	
335345	8	13	0,5	128	65	3,5	DC - DCe	
335625	8	13	0,5	128	84	3,5	DC - DCe	
335631	8	13	0,5	128	100	3,5	DC - DCe	
335566	8	15	0,5	144	80	3,5	DC - DCe	
335298	10	11	0,5	137	75	3,5	DC - DCe	
9001541	10	11	0,5	138,2	84	3,5	DC - DCe	
335409	10	12	0,5	148	85	3,5	DC - DCe	
335471	10	13	0,5	158	75	3,5	DC - DCe	
335618	10	13	0,5	157	90	3,5	DC - DCe	

Type	n_1 max. [rpm]	Kg.	lt.
RPR2046	3.500		
RPR3046	3.500		

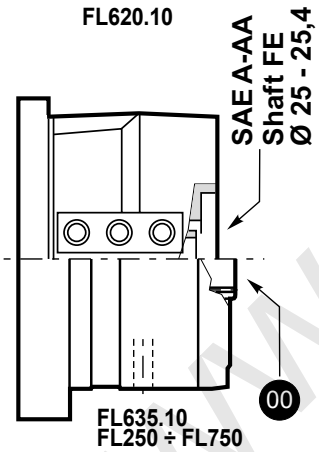

Type	FL620.10	FL635.10	FL250.4C FL250.6C	FL350.6C FL350.8C	FL450.6C FL450.8C	FL650.10C FL650.12C FL650.14C	FL750.10C FL750.12C FL750.14C
	Lt						
RPR2046	--	--	298	298	298	--	--
RPR3046	321	302,5	--	--	--	--	--

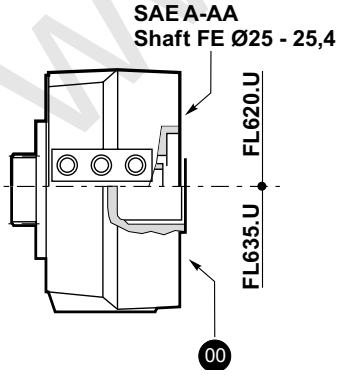

Type	FL620.U	FL635.U
	Lt	
RPR2046	309	295,5
RPR3046	361,5	348

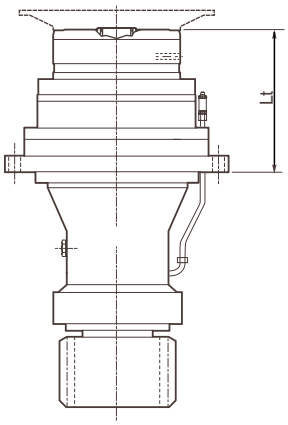

www.reduktor-mex.ru

RPR046DC

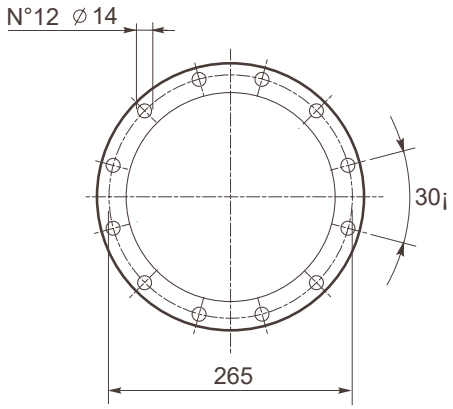

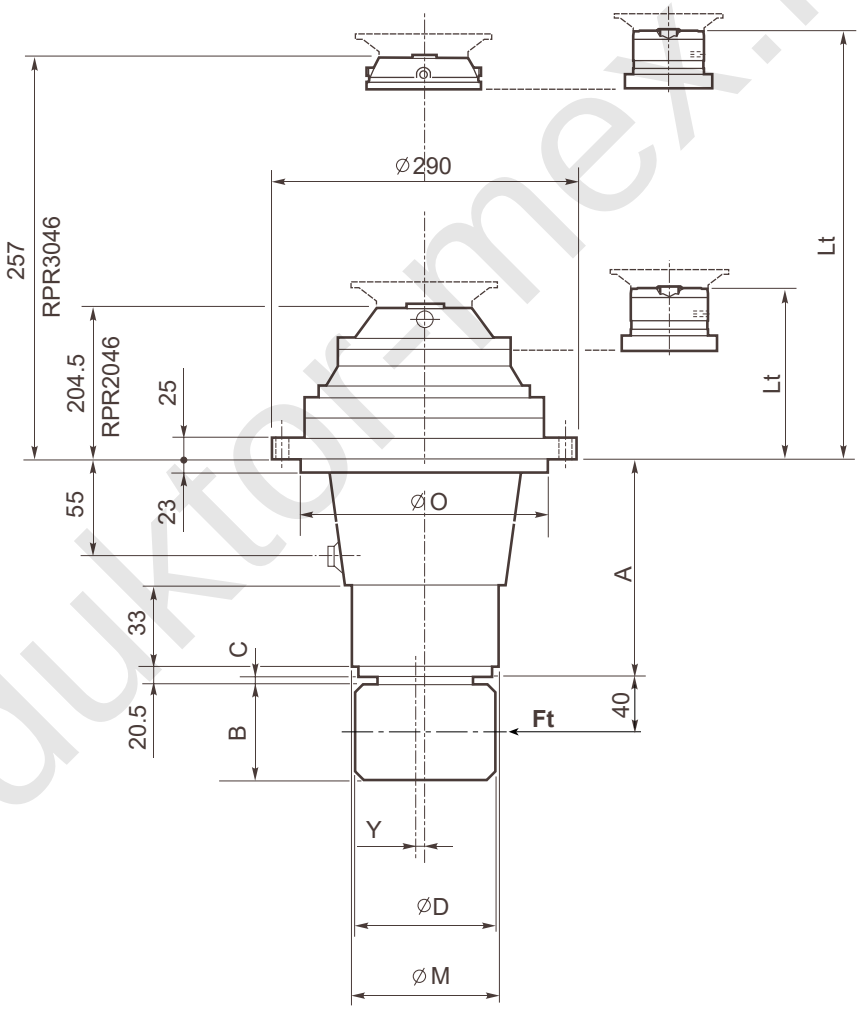

Support type	Ft_{FEM} [N]	Ft_{max} [N]	A	A1	Ø M	Ø O	Ø F	E	Y
DC	107.500	134.500	118,5	--	160 h8	180 h8	--	--	--
DCe	107.500	134.500	118,5	--	160 h8	180 h8	--	--	1

www.redukton-mex.ru

RPR065DC

n_2 = 15 rpm

RPR2065 ì =	T_{FEM} [Nm]	$T2_{max.}$ [Nm]	RPR3065 ì =	T_{FEM} [Nm]	$T2_{max.}$ [Nm]
12,3	9.350	11.500	51,2	9.220	11.500
13,5	9.550		53,8	8.500	
15,2	9.220		60,4	9.200	
17,9			70		
20,7	8.500		78,5		
22,4	8.000		90,9	8.300	
26	8.500		98,3	8.000	
30	8.000		110,6	7.700	
36,3	6.600		123,9	8.500	
43,5			134,3	8.000	
			155,1	8.500	
			180	8.000	
			208,2		
			217,5	6.600	
			251,6		

Pinion code	m	z	x	Ø D	B	C	Support code	Kg.
335309	10	10	0,5	127	73	8	DC - DCT - DCTe	
335476	10	11	0,5	138	100	8	DC - DCT - DCTe	
335410	10	12	0,5	148	85	8	DC - DCT - DCTe	
9000339	10	12	0,5	148	90	8	DC - DCT - DCTe	
335557	10	12	0,44	148,8	70	8	DC - DCT - DCTe	
335433	10	13	0,51	160,2	100	8	DC - DCT - DCTe	
335492	10	13	0,5	160	75	8	DC - DCT - DCTe	
335489	10	13	0,5	158,6	85	8	DC - DCT - DCTe	
335117	10	14	0,4	168	73	8	DC - DCT - DCTe	
335464	10	14	0,5	169	100	8	DC - DCT - DCTe	
335635	12	11	0,5	166	100	8	DC - DCT - DCTe	
335381	12	13	0,5	190	100	8	DC - DCT - DCTe	
335543	12	13	0,5	192	120	8	DC - DCT - DCTe	
335440	14	10	0,5	180	95	8	DC - DCT - DCTe	

Type	n_1 max. [rpm]	Kg.	lt.
RPR2065	3.000		
RPR3065	3.500		

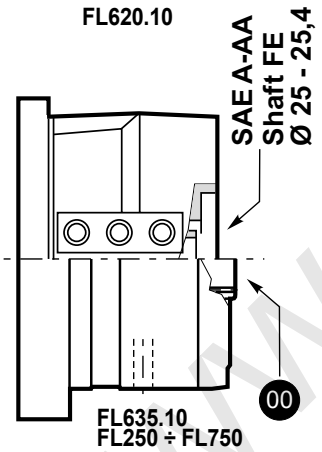

Type	FL620.10	FL635.10	FL250.4C FL250.6C	FL350.6C FL350.8C	FL450.6C FL450.8C	FL650.10C FL650.12C FL650.14C	FL750.10C FL750.12C FL750.14C
	Lt						
RPR2065	--	--	278,5	278,5	278,5	292	292
RPR3065	301,5	283	--	--	--	--	--

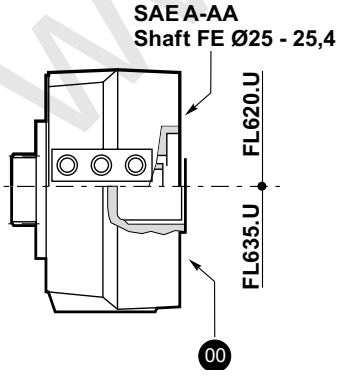

Type	FL620.U	FL635.U
	Lt	
RPR2065	289,5	276
RPR3065	342	328,5

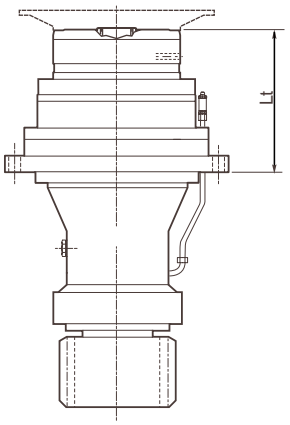

www.reduktor-me.pl

RPR065DC

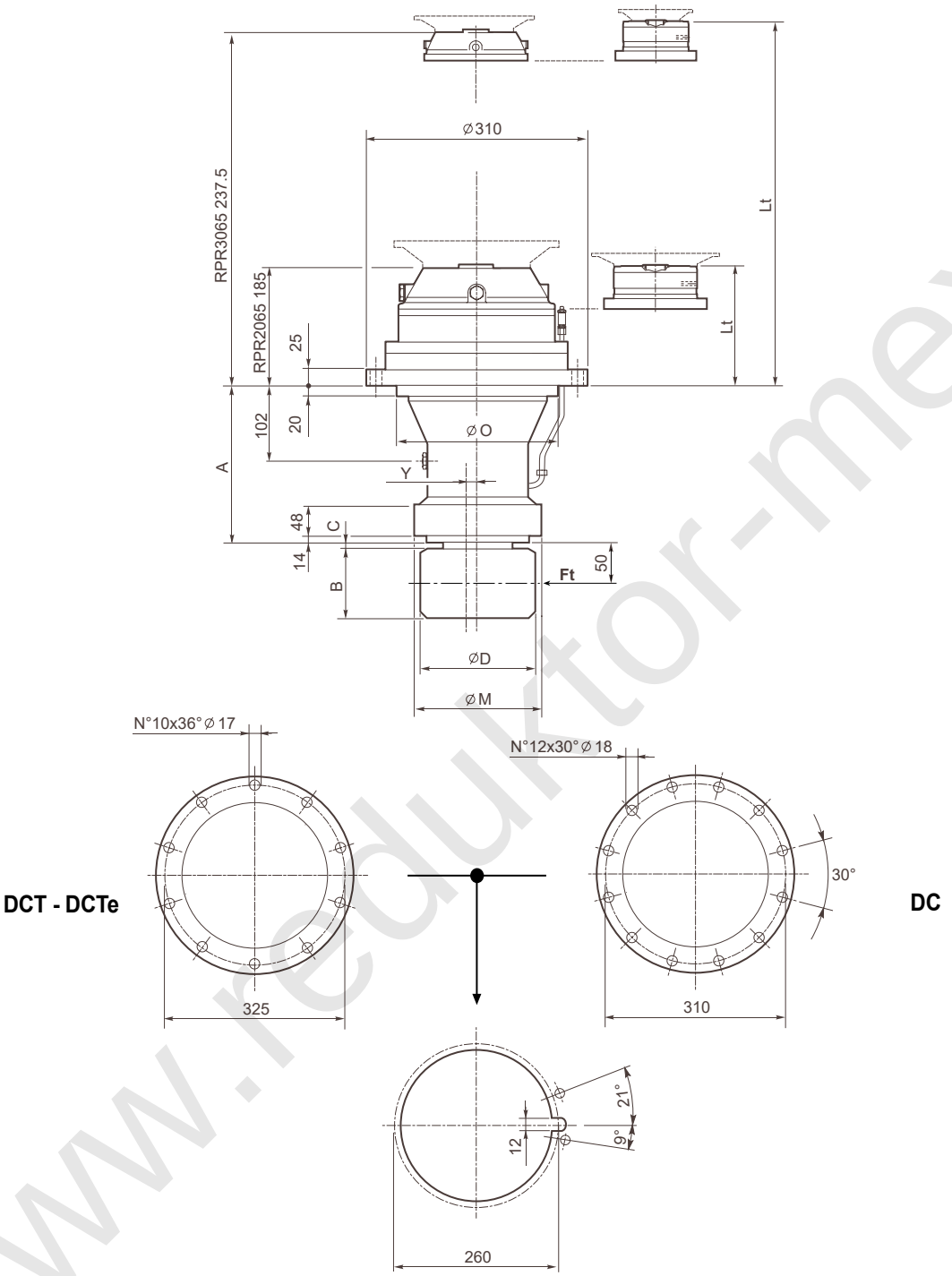

DCT - DC

Support type	Ft_{FEM} [N]	Ft_{max} [N]	A	A1	Ø M	Ø O	Ø F	E	Y
DC	235.000	254.000	247	-	200 h8	250 h8	-	-	--
DCT	235.000	254.000	222	-	200 h7	250 f7	-	-	--
DCTe	235.000	254.000	222	-	200 h7	250 f7	-	-	1

www.reduktor-mex.ru

RPR065FA

n_2 = 15 rpm.

RPR2065 ì =	T_{FEM} [Nm]	$T2_{max.}$ [Nm]	RPR3065 ì =	T_{FEM} [Nm]	$T2_{max.}$ [Nm]
12,3	9.350	13.500 (11.500 FAD)	51,2	9.220	13.500 (11.500 FAD)
13,5	9.550		53,8	8.500	
15,2	9.220		60,4	9.200	
17,9			70		
20,7	8.500		78,5		
22,4	8.000		90,9	8.300	
26	8.500		98,3	8.000	
30	8.000		110,6	7.700	
36,3	6.600		123,9	8.500	
43,5		11.500	134,3	8.000	
			155,1	8.500	
			180	8.000	
			208,2		
			217,5	6.600	
			251,6		

Pinion code	m	z	x	Ø D	B	C	Support code	Kg.
335610	8	12	0,462	119	85	5,5	FAD	
335330	10	14	0,5	168	85	3,5	FAD	
335493	10,106	16	0,18	185,6	85	3,5	FAD	
335503	12	11	0,5	166	88	6	FAD	
9004091	12	14	0,5	204	111	61	FAT - FATe	

Type	n_1 max. [rpm]	Kg.	lt.
RPR2065	3.000		
RPR3065	3.500		

FL620.10

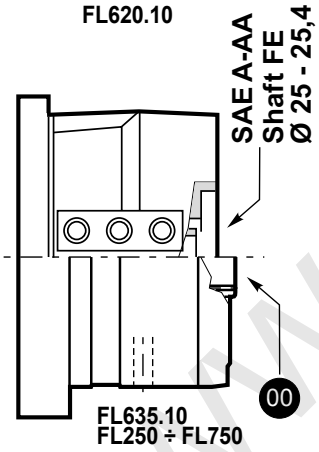

Type	FL620.10	FL635.10	FL250.4C FL250.6C	FL350.6C FL350.8C	FL450.6C FL450.8C	FL650.10C FL650.12C FL650.14C	FL750.10C FL750.12C FL750.14C
	Lt						
RPR2065FAT-FATe	--	--	505,5	505,5	505,5	519	519
RPR3065FAT-FATe	528,5	510	--	--	--	--	--
RPR2065FAD	--	--	420	420	420	433,5	433,5
RPR3065FAD	443	424,5	--	--	--	--	--

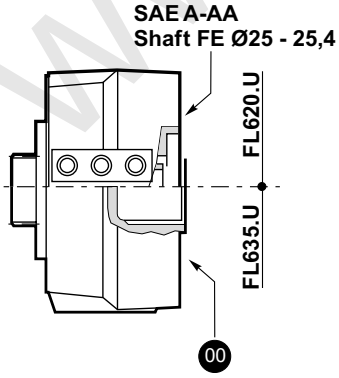

Type	FL620.U	FL635.U
	Lt	
RPR2065FAT-FATe	516.5	504
RPR3065FAT-FATe	569	555.5
RPR2065FAD	431	418,5
RPR3065FAD	483,5	470

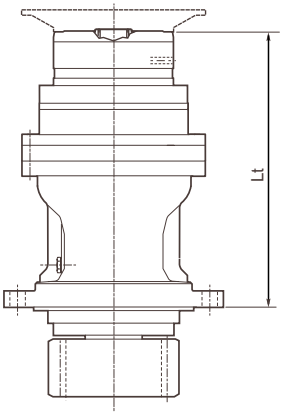

www.reduktor-mex.ru

RPR065FA

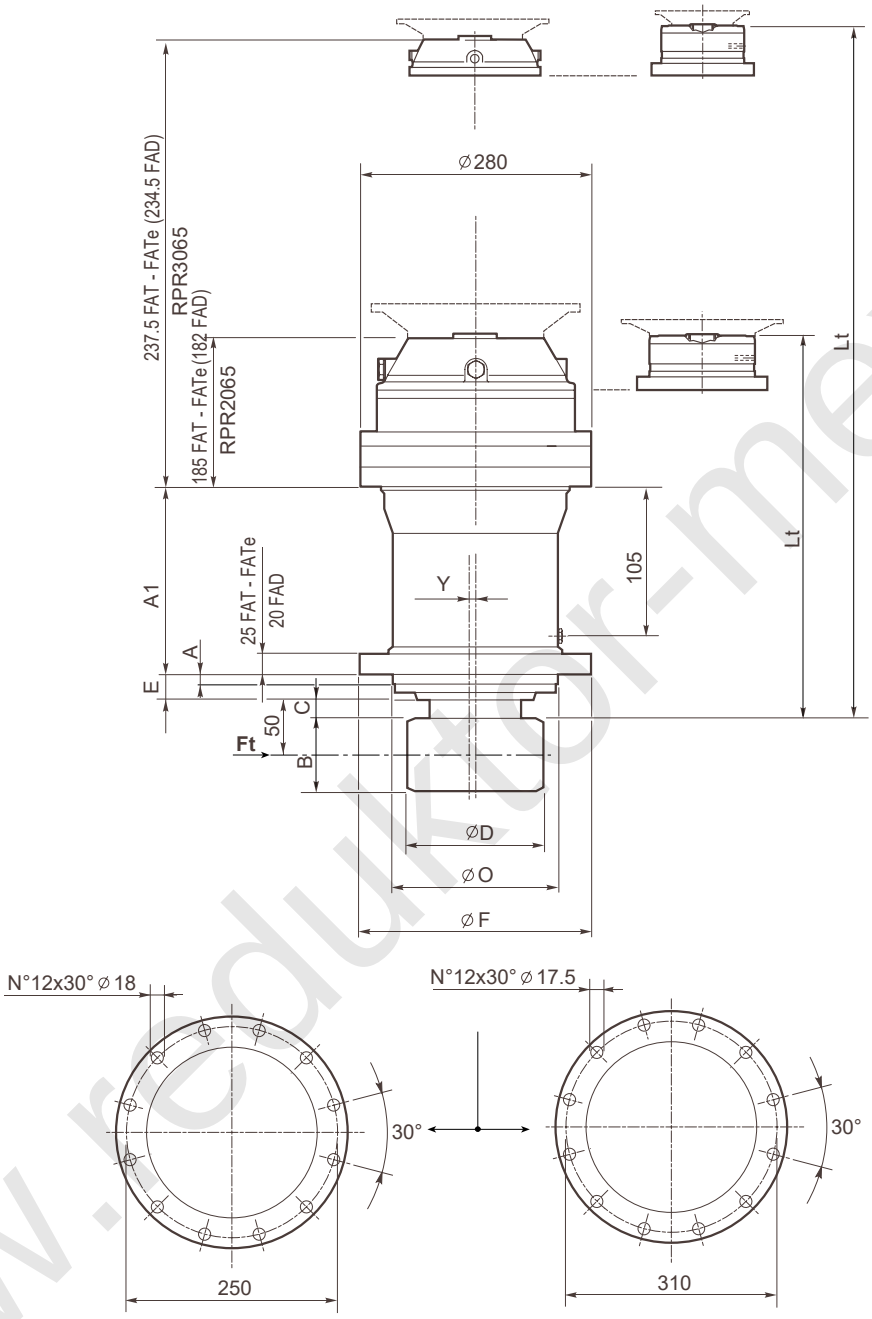

FAT - FATe **FAD**

Support type	Ft_{FEM} [N]	Ft_{max} [N]	A	A1	Ø M	Ø O	Ø F	E	Y
FAT	220.000	238.000	12	227	--	220 f7	280	31	--
FATe	220.000	238.000	12	227	--	220 f7	280	31	1
FAD	197.500	224.000	35	145.5	--	250 h7	340	47	--

www.redukt0r-mex.ru

RPR150DC

n_2 = 15 rpm

RPR2150 ì =	T_{FEM} [Nm]	$T2_{max.}$ [Nm]	RPR3150 ì =	T_{FEM} [Nm]	$T2_{max.}$ [Nm]
13,7	18.100	23.000	47,8	18.100	23.000
16,1	16.500		56,4		
18	14.750		63	14.750	
21,2			70,6	18.100	
26,6			81,9	17.250	
30,8			93	14.750	
37,3	13.450		99	14.600	
45,5			107,9	14.750	
			127,4		
			137,4		
			159,4		
			185		
			192,7		
			223,6		
			235	13.450	
			272,8		
			329,6		

Type	n_1 max. [rpm]	Kg.	lt.
RPR2150	3.000		
RPR3150	3.000		

Pinion code	m	z	x	Ø D	B	C	Support code	Kg.
335701	10	14	0,5	169	90	5	DCT	
335257	10	14	0,503	167	95	6	DC	
335267	10	20	0,5	230	95	6	DC	
335273	12	12	0,5	180	90	6	DC	
335343	12	12	0,54	179	105	6	DC	
335374	12	12	0,5	178,8	105	6	DC	
335356	12	12	0,5	178	100	6	DC	
335623	12	12	0,5	178	130	6	DC	
335286	12	13	0,5	190	90	6	DC	
335626	12	14	0,5	203	105	6	DC	
9004280	12	14	0,5	202	125	5	DCSe	
335336	12	15	0,485	215,7	110	11	DC	
335509	12	16	0,5	228	115	6	DC	
335359	14	11	0,5	193	107	6	DC	
335583	14	12	0,5	206	115	5	DCT	
335304	14	12	0,5	206	125	6	DC	
335624	14	12	0,5	206	85	6	DC	
335620	14	13	0,5	224	122	6	DC	
9000039	14	13	0,5	224	122	5	DCSe	
335334	14	14	0,5	238	105	6	DC	
335352	14	14	0,5	236	130	6	DC	
335561	14	14	0,5	238	95	6	DC	
335614	14	14	0,5	238	105	6	DC	
335407	16	10	0,5	203	115	6	DC	
335504	16	11	0,55	223	95	6	DC	
335325	16	12	0,5	238	120	6	DC	
335367	16	12	0,5	238	123	6	DC	
335562	16	12	0,5	238	130	6	DC	

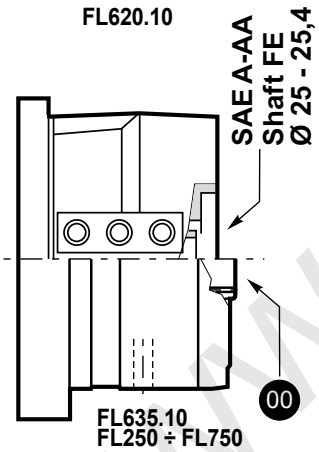

Type	FL620.10	FL635.10	FL250.4C FL250.6C	FL350.6C FL350.8C	FL450.6C FL450.8C	FL650.10C FL650.12C FL650.14C	FL750.10C FL750.12C FL750.14C
	Lt						
RPR2150DC	--	--	376	376	376	389,5	389,5
RPR3150DC	--	--	443,5	443,5	443,5	457	457
RPR2150DCT-DCSe	--	--	358,5	358,5	358,5	372	372
RPR3150DCT-DCSe	--	--	426	426	426	439,5	439,5

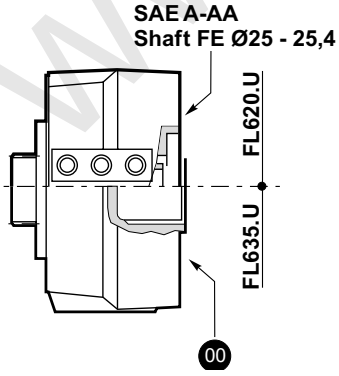

Type	FL620.U	FL635.U
	Lt	
RPR2150DC	387	373,5
RPR3150DC	454,5	441
RPR2150DCT-DCSe	369,5	356
RPR3150DCT-DCSe	437	423,5

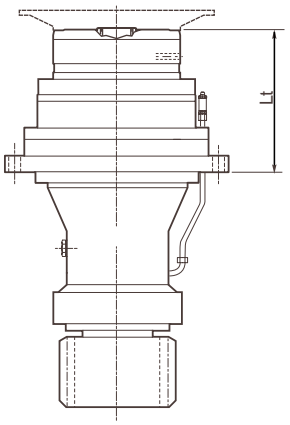

www.redukt-nex.ru

RPR150DC

Attenzione - *Attention* - Achtung -
Attention* - Atención - *Atenção
Per l'attacco al telaio cliente utilizzare solo viti di classe minima 10,9
Use minimum class 10.9 bolts only for attachment to customer chassis
Für die Befestigung am Rahmen des Kunden sind Schrauben mit Mindestklasse 10,9 zu verwenden
Pour l'attache au châssis client utiliser seulement des vis de classe minimum 10,9
Para la fijación al bastidor del cliente, utilizar sólo tornillos de clase 10,9 o superior
Para a fixação na estrutura, o cliente deverá utilizar somente parafusos com classe mínima 10,9

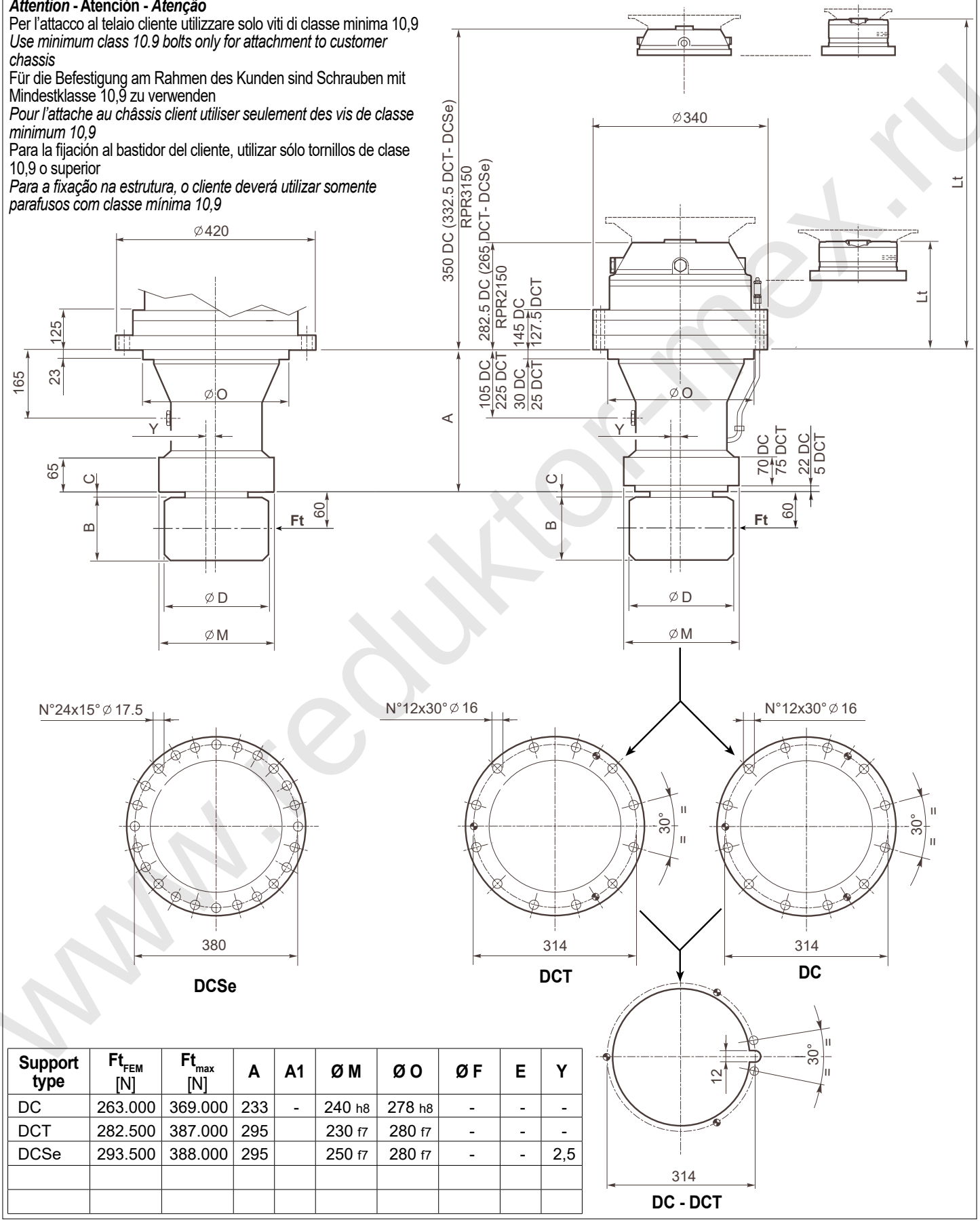

Support type	Ft_{FEM} [N]	Ft_{max} [N]	A	A1	Ø M	Ø O	Ø F	E	Y
DC	263.000	369.000	233	-	240 h8	278 h8	-	-	-
DCT	282.500	387.000	295		230 f7	280 f7	-	-	-
DCSe	293.500	388.000	295		250 f7	280 f7	-	-	2,5

www.redukto-r-mex.ru

RPR150FA

n_2 = 15 rpm.

RPR2150 ì =	T_{FEM} [Nm]	$T2_{max.}$ [Nm]	RPR3150 ì =	T_{FEM} [Nm]	$T2_{max.}$ [Nm]
13,7	18.100	23.000	47,8	18.100	23.000
16,1	16.500		56,4		
18	14.750		63	14.750	
21,2			70,6	18.100	
26,6			81,9	17.250	
30,8			93	14.750	
37,3	13.450		99	14.600	
45,5			107,9	14.750	
			127,4		
			137,4		
			159,4		
			185		
			192,7		
			223,6		
			235	13.450	
			272,8		
			329,6		

Type	n_1 max. [rpm]	Kg.	lt.
RPR2150	3.000		
RPR3150	3.000		

Pinion code	m	z	x	Ø D	B	C	Support code	Kg.
335257	10	14	0,503	167	95	6	FA	
335267	10	20	0,5	230	95	6	FA	
335273	12	12	0,5	180	90	6	FA	
335343	12	12	0,54	179	105	6	FA	
335374	12	12	0,5	178,8	105	6	FA	
335356	12	12	0,5	178	100	6	FA	
335623	12	12	0,5	178	130	6	FA	
335286	12	13	0,5	190	90	6	FA	
335626	12	14	0,5	203	105	6	FA	
335336	12	15	0,485	215,7	110	11	FA	
335509	12	16	0,5	228	115	6	FA	
335652	14	10	0,5	179	130	5	FAZe	
335359	14	11	0,5	193	107	6	FA	
335651	14	11	0,5	194	120	5	FAZe	
335304	14	12	0,5	206	125	6	FA	
335624	14	12	0,5	206	85	6	FA	
335620	14	13	0,5	224	122	6	FA	
335334	14	14	0,5	238	105	6	FA	
335352	14	14	0,5	236	130	6	FA	
335561	14	14	0,5	238	95	6	FA	
335614	14	14	0,5	238	105	6	FA	
335407	16	10	0,5	203	115	6	FA	
335504	16	11	0,55	223	95	6	FA	
335325	16	12	0,5	238	120	6	FA	
335367	16	12	0,5	238	123	6	FA	
335562	16	12	0,5	238	130	6	FA	



Type	FL620.10	FL635.10	FL250.4C FL250.6C	FL350.6C FL350.8C	FL450.6C FL450.8C	FL650.10C FL650.12C FL650.14C	FL750.10C FL750.12C FL750.14C
	Lt						
RPR2150FA	--	--	558	558	558	571,5	571,5
RPR3150FA	--	--	625,5	625,5	625,5	639	639
RPR2150FAZe	--	--	545,5	545,5	545,5	559	559
RPR3150FAZe	--	--	613	613	613	626,5	626,5

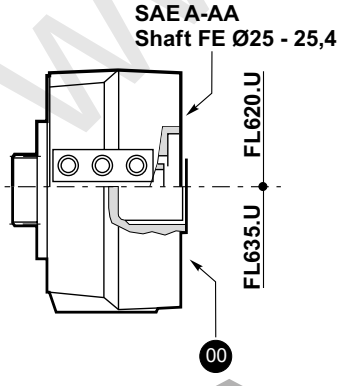

Type	FL620.U	FL635.U
	Lt	
RPR2150FA	611,5	598
RPR3150FA	679	666,5
RPR2150FAZe	599	585,5
RPR3150FAZe	666,5	653

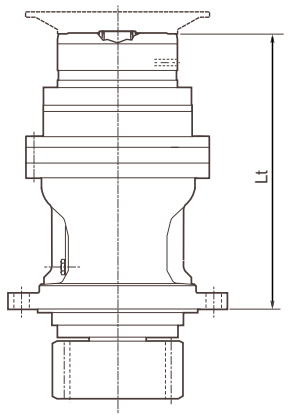

www.redukt-max.ru

RPR150FA

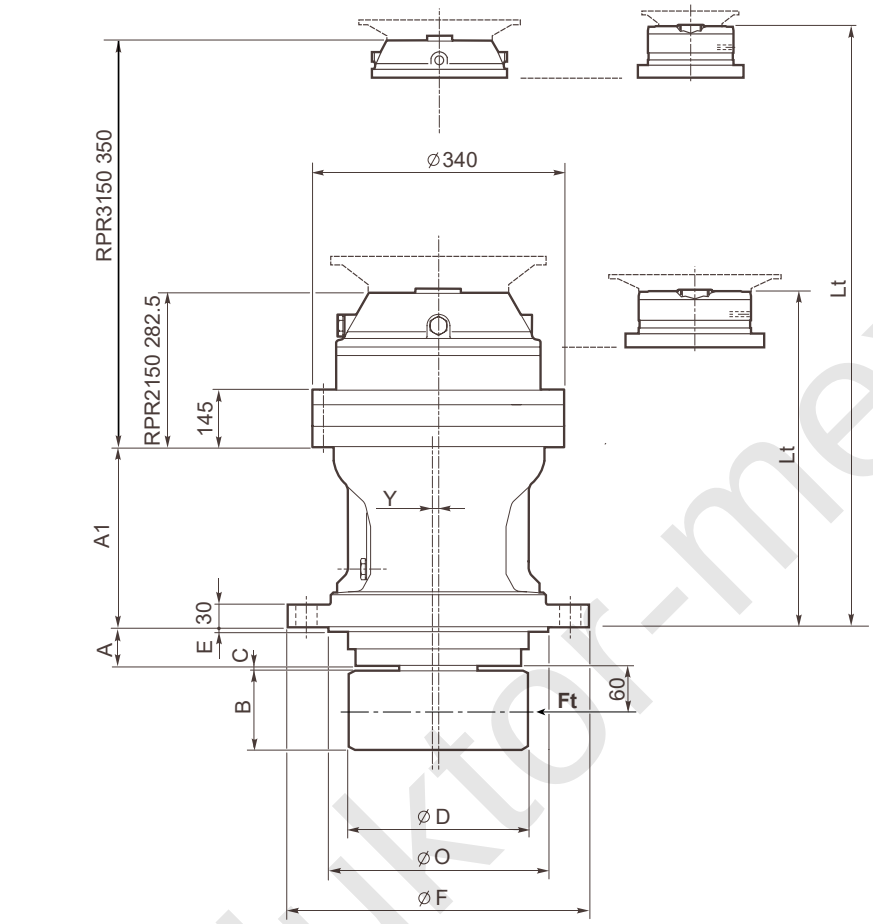

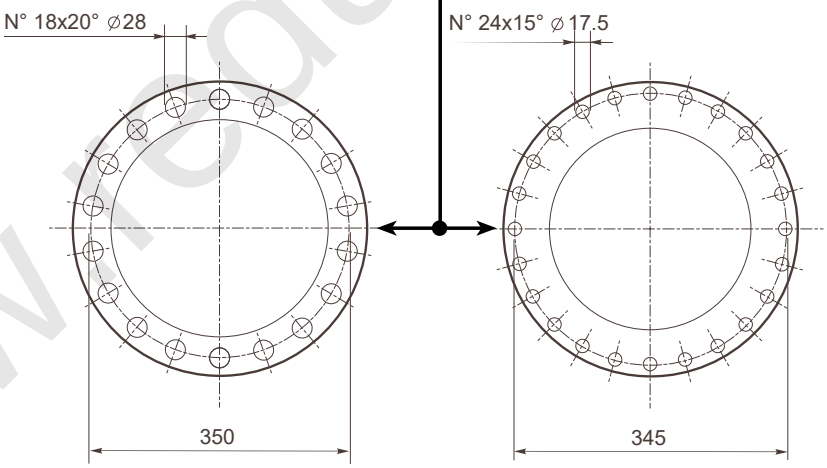

FA **FAZe**

Support type	Ft_{FEM} [N]	Ft_{max} [N]	A	A1	Ø M	Ø O	Ø F	E	Y
FA	263.000	369.000	51	224,5	--	300 h7	400	6	-
FAZe	411.000	472.000	78	212	--	255 h7	375	63	2,5

www.reduktor-mex.ru

RPR250DC

n_2 = 15 rpm

RPR2250 ì =	T_{FEM} [Nm]	$T2_{max.}$ [Nm]	RPR3250 ì =	T_{FEM} [Nm]	$T2_{max.}$ [Nm]
14,1	29.450		43,6	29.450	
15,6			49,5	28.950	
17,5	28.950		58,4	25.050	
20,2		46.200	61,2	28.950	
22,2	26.850		70,7	26.650	
25,6			83,4		
30,7	24.600		90,4	23.350	46.200
36	21.350	37.000	104,4	26.250	
			114,6	26.850	
			121,2	23.950	
			146,5	20.250	
			158,8	24.600	
			184,3		
			216	21.350	37.000
			261		

Type	n_1 max. [rpm]	Kg.	lt.
RPR2250	2.500		
RPR3250	3.000		

Pinion code	m	z	x	Ø D	B	C	Support code	Kg.
335474	10	17	--	190	114,5	5	DC - DCe - DCC	
335399	10	21	0,5	240	111,5	5	DC - DCe - DCC	
335380	11	14	0,5	185	84,5	5	DC - DCe - DCC	
9000454	12	14	0,5	204	110	5	DC - DCe - DCC	
335487	12	15	0,5	216	118,5	5	DC - DCe - DCC	
335475	12	16	0,5	228	97,5	5	DC - DCe - DCC	
335506	12	16	0,5	228	139,5	5	DC - DCe - DCC	
335668	12	16	0,5	228	139,5	5	DC - DCe - DCC	
335293	14	12	0,5	205,6	119,5	5	DC - DCe - DCC	
335682	14	12	0,5	208	119,5	5	DC - DCe - DCC	
335546	14	13	0,573	223,5	139,5	5	DC - DCe - DCC	
335251	14	14	0,5	238	109,5	5	DC - DCe - DCC	
335291	14	14	0,5	238	132	5	DC - DCe - DCC	
335551	14	15	0,5	249,2	140	5	DC - DCe - DCC	
335290	14	16	0,5	264,8	120	5	DC - DCe - DCC	
335666	16	12	0,5	235	124,5	5	DC - DCe - DCC	
335550	16	12	0,5	235	144,5	5	DC - DCe - DCC	
335642	16	12	0,5	239	125	5	DC - DCe - DCC	
335270	16	13	0,5	256	159,5	5	DC - DCe - DCC	
335398	16	13	0,5	250	119,5	5	DC - DCe - DCC	
335400	16	13	0,5	249,5	144,5	5	DC - DCe - DCC	
335611	16	14	0,37	265	144,5	5	DC - DCe - DCC	
335274	18	12	0,5	264,4	139,5	5	DC - DCe - DCC	
335463	18	12	0,5	265	169,5	5	DC - DCe - DCC	
335553	18	12	0,5	264,4	144,5	5	DC - DCe - DCC	
335404	20	11	0,5	268	99,5	5	DC - DCe - DCC	

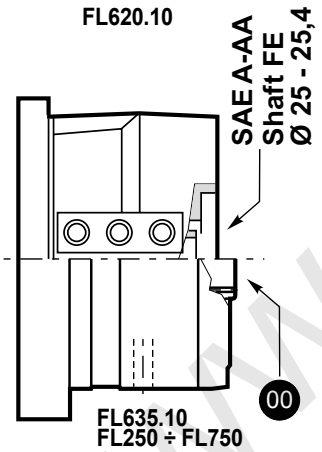

Type	FL620.10	FL635.10	FL250.4C FL250.6C	FL350.6C FL350.8C	FL450.6C FL450.8C	FL650.10C FL650.12C FL650.14C	FL750.10C FL750.12C FL750.14C
	Lt						
RPR2250	--	--	348	348	348	361,5	361,5
RPR3250	--	--	401	401	401	414,5	414,5

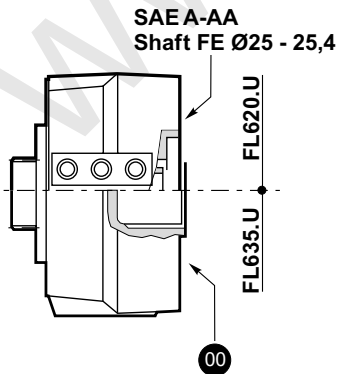

Type	FL620.U	FL635.U
	Lt	
RPR2250	347	333,5
RPR3250	412	398,5

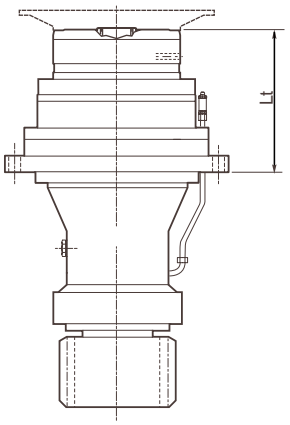

www.reduktory.com.pl

RPR250DC

Attenzione - *Attention* - Achtung -
Attention* - Atención - *Atenção
Per l'attacco al telaio cliente utilizzare solo viti di classe minima 10,9
Use minimum class 10.9 bolts only for attachment to customer chassis
Für die Befestigung am Rahmen des Kunden sind Schrauben mit Mindestklasse 10,9 zu verwenden
Pour l'attache au châssis client utiliser seulement des vis de classe minimum 10,9
Para la fijación al bastidor del cliente, utilizar sólo tornillos de clase 10,9 o superior
Para a fixação na estrutura, o cliente deverá utilizar somente parafusos com classe mínima 10,9

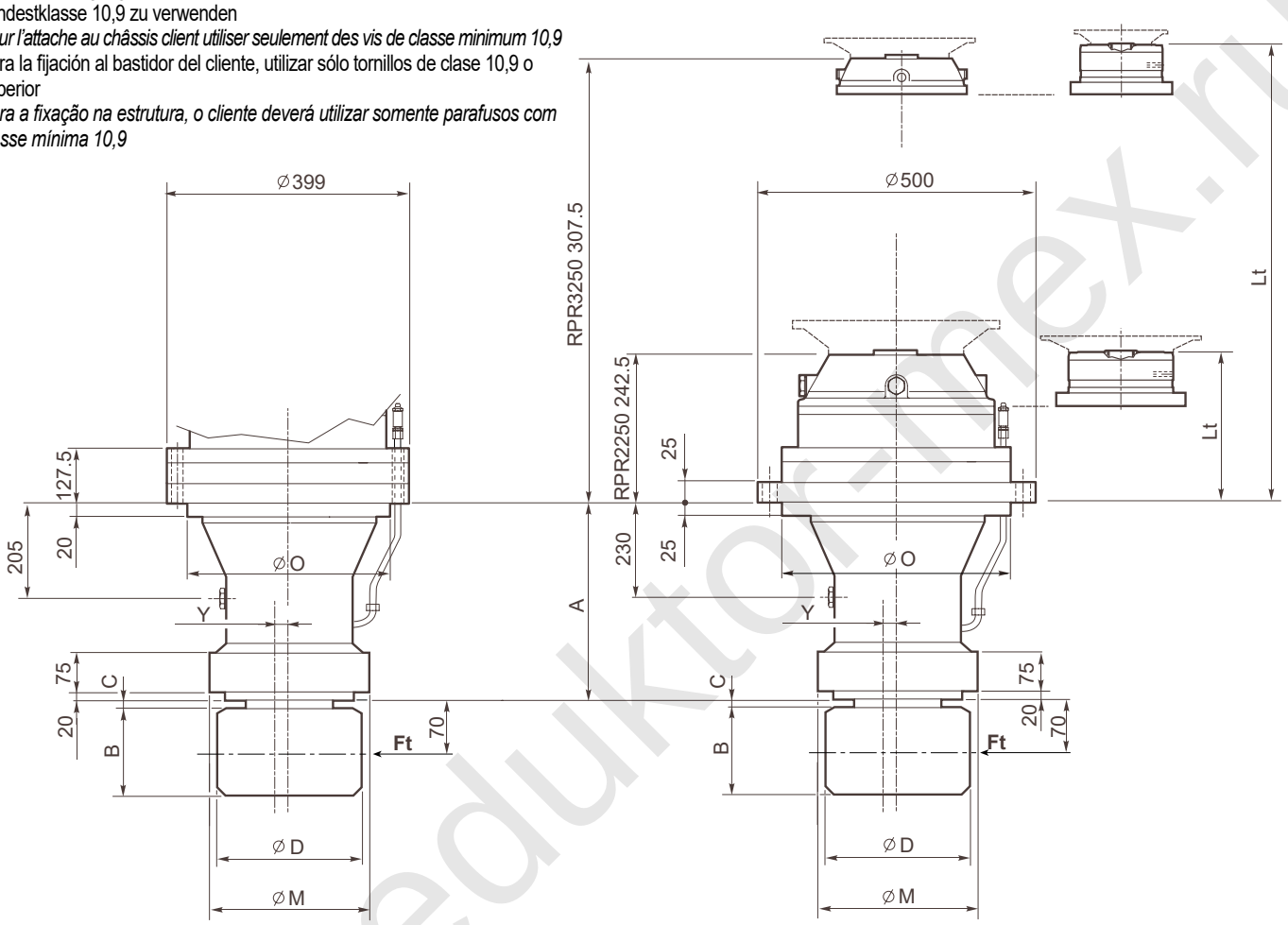

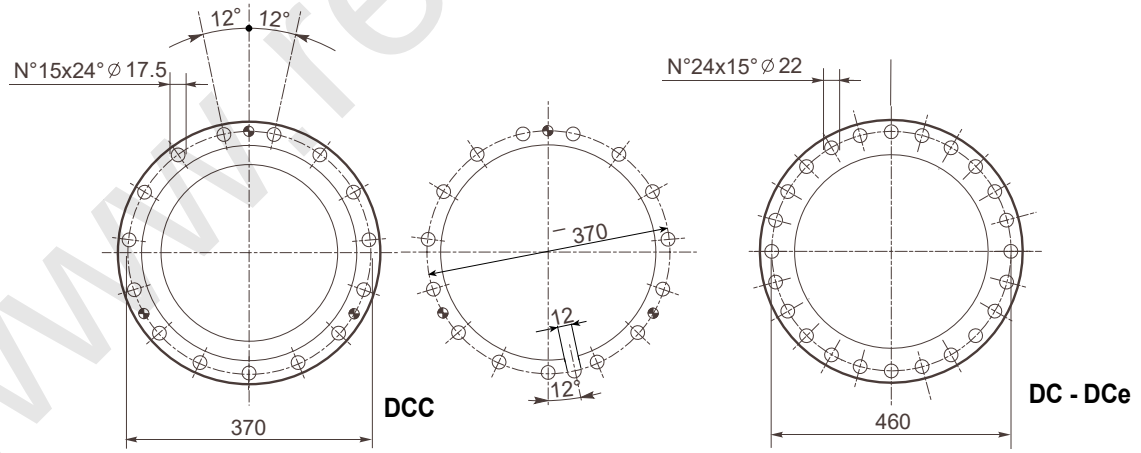

Support type	Ft_{FEM} [N]	Ft_{max} [N]	A	A1	Ø M	Ø O	Ø F	E	Y
DC	465.000	518.000	370		270 h8	410 h8	-	-	-
DCe	465.000	518.000	370		270 h8	410 h8	-	-	2
DCC	465.000	518.000	345		270 h8	328 h8	-	-	-

www.reduktor-mex.ru

RPR250FA

n_2 = 15 rpm.

RPR2250 ì =	T_{FEM} [Nm]	$T2_{max.}$ [Nm]	RPR3250 ì =	T_{FEM} [Nm]	$T2_{max.}$ [Nm]
14,1	29.450		43,6	29.450	
15,6			49,5	28.950	
17,5	28.950		58,4	25.050	
20,2		46.200	61,2	28.950	
22,2	26.850		70,7	26.650	
25,6			83,4		
30,7	24.600		90,4	23.350	46.200
36	21.350	37.000	104,4	26.250	
			114,6	26.850	
			121,2	23.950	
			146,5	20.250	
			158,8	24.600	
			184,3		
			216	21.350	37.000
			261		

Type	n_1 max. [rpm]	Kg.	lt.
RPR2250	2.500		
RPR3250	3.000		

Pinion code	m	z	x	Ø D	B	C	Support code	Kg.
335474	10	17	--	190	114,5	5	FAe	
335399	10	21	0,5	240	111,5	5	FAe	
335380	11	14	0,5	185	84,5	5	FAe	
9000454	12	14	0,5	204	110	5	FAe	
335487	12	15	0,5	216	118,5	5	FAe	
335475	12	16	0,5	228	97,5	5	FAe	
335506	12	16	0,5	228	139,5	5	FAe	
335668	12	16	0,5	228	139,5	5	FAe	
335293	14	12	0,5	205,6	119,5	5	FAe	
335682	14	12	0,5	208	119,5	5	FAe	
335546	14	13	0,573	223,5	139,5	5	FAe	
335251	14	14	0,5	238	109,5	5	FAe	
335291	14	14	0,5	238	132	5	FAe	
335551	14	15	0,5	249,2	140	5	FAe	
335290	14	16	0,5	264,8	120	5	FAe	
335666	16	12	0,5	235	124,5	5	FAe	
335550	16	12	0,5	235	144,5	5	FAe	
335642	16	12	0,5	239	125	5	FAe	
335270	16	13	0,5	256	159,5	5	FAe	
335398	16	13	0,5	250	119,5	5	FAe	
335400	16	13	0,5	249,5	144,5	5	FAe	
335611	16	14	0,37	265	144,5	5	FAe	
335274	18	12	0,5	264,4	139,5	5	FAe	
335463	18	12	0,5	265	169,5	5	FAe	
335553	18	12	0,5	264,4	144,5	5	FAe	
335404	20	11	0,5	268	99,5	5	FAe	



Type	FL620.10	FL635.10	FL250.4C FL250.6C	FL350.6C FL350.8C	FL450.6C FL450.8C	FL650.10C FL650.12C FL650.14C	FL750.10C FL750.12C FL750.14C
	Lt						
RPR2250	--	--	640	640	640	653,5	653,5
RPR3250	--	--	693	693	693	706,5	706,5

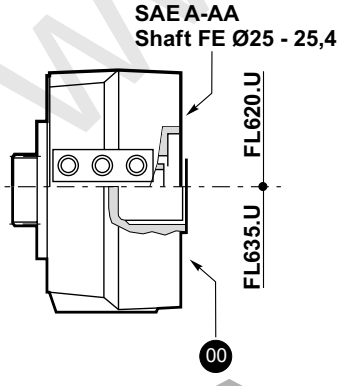

Type	FL620.U	FL635.U
	Lt	
RPR2250	639	625,5
RPR3250	704	690,5

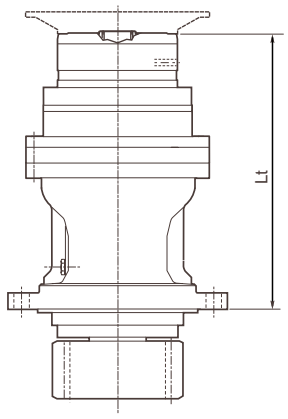

www.reduktory-flex.ru

RPR250FA

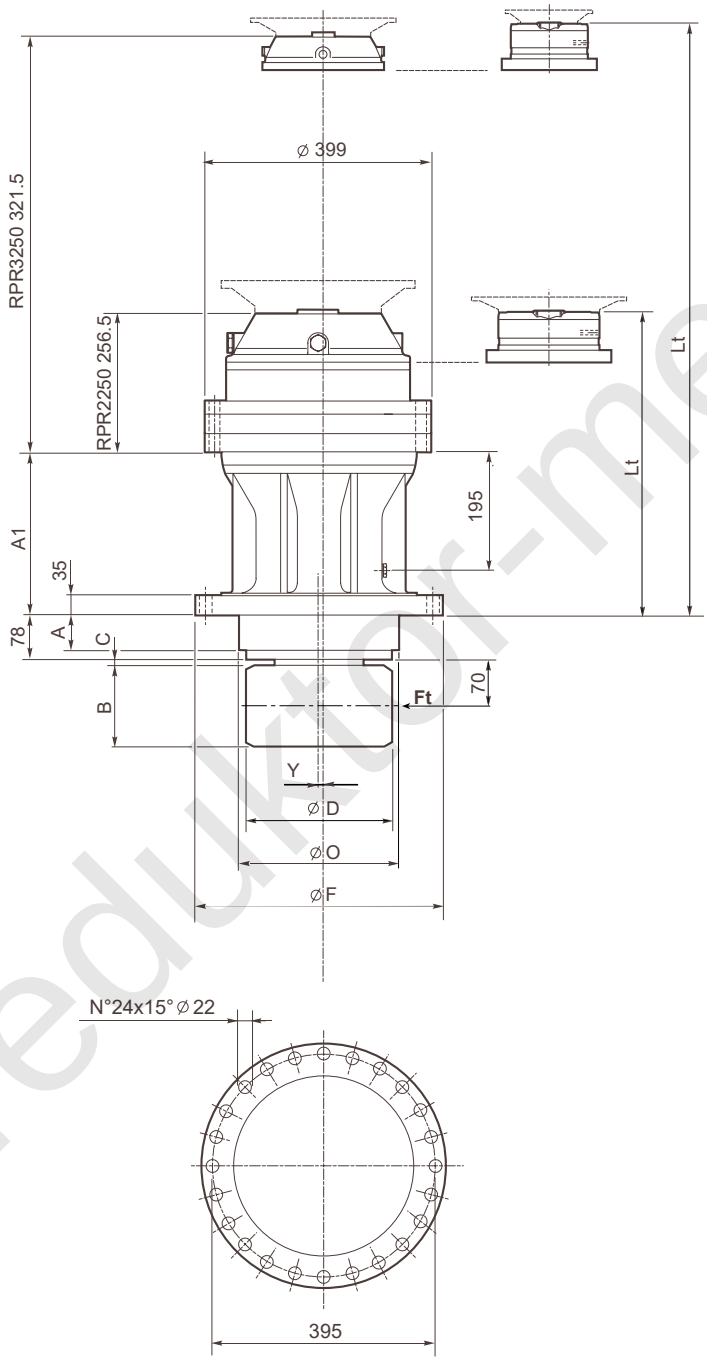

Support type	Ft_{FEM} [N]	Ft_{max} [N]	A	A1	Ø M	Ø O	Ø F	E	Y
FAe	465.000	518.000	63	278	-	280 h7	430	-	2,5

www.redukt0r-mex.ru

RPR255DC

n_2 = 15 rpm

RPR2255 ì =	T_{FEM} [Nm]	$T2_{max.}$ [Nm]	RPR3255 ì =	T_{FEM} [Nm]	$T2_{max.}$ [Nm]
16,5	29.450	46.200	57,7	29.450	46.200
20,4			68,1		
23,5			71,4		
25,9	26.850		84,3		
28	24.600		90,5	26.850	
29,7	26.850		105,5	29.450	
35,4		46.200	115,5	24.600	
41,5	21.350	37.000	122,4	29.450	
44,5	21.750	46.200	144,5	24.600	
52,2	21.350	37.000	155,1	26.850	
			183,2		
			202,7	24.600	
			230,3	21.750	
			256,9	26.850	
			267,3	21.750	
			322,9		

Type	n_1 max. [rpm]	Kg.	lt.
RPR2255	2.500		
RPR3255	3.000		

Pinion code	m	z	x	Ø D	B	C	Support code	Kg.
335474	10	17	--	190	114,5	5	DC - DCe - DCC	
335399	10	21	0,5	240	111,5	5	DC - DCe - DCC	
335380	11	14	0,5	185	84,5	5	DC - DCe - DCC	
9000454	12	14	0,5	204	110	5	DC - DCe - DCC	
335487	12	15	0,5	216	118,5	5	DC - DCe - DCC	
335475	12	16	0,5	228	97,5	5	DC - DCe - DCC	
335506	12	16	0,5	228	139,5	5	DC - DCe - DCC	
335668	12	16	0,5	228	139,5	5	DC - DCe - DCC	
335293	14	12	0,5	205,6	119,5	5	DC - DCe - DCC	
335682	14	12	0,5	208	119,5	5	DC - DCe - DCC	
335546	14	13	0,573	223,5	139,5	5	DC - DCe - DCC	
335251	14	14	0,5	238	109,5	5	DC - DCe - DCC	
335291	14	14	0,5	238	132	5	DC - DCe - DCC	
335551	14	15	0,5	249,2	140	5	DC - DCe - DCC	
335290	14	16	0,5	264,8	120	5	DC - DCe - DCC	
335666	16	12	0,5	235	124,5	5	DC - DCe - DCC	
335550	16	12	0,5	235	144,5	5	DC - DCe - DCC	
335642	16	12	0,5	239	125	5	DC - DCe - DCC	
335270	16	13	0,5	256	159,5	5	DC - DCe - DCC	
335398	16	13	0,5	250	119,5	5	DC - DCe - DCC	
335400	16	13	0,5	249,5	144,5	5	DC - DCe - DCC	
335611	16	14	0,37	265	144,5	5	DC - DCe - DCC	
335274	18	12	0,5	264,4	139,5	5	DC - DCe - DCC	
335463	18	12	0,5	265	169,5	5	DC - DCe - DCC	
335553	18	12	0,5	264,4	144,5	5	DC - DCe - DCC	
335404	20	11	0,5	268	99,5	5	DC - DCe - DCC	

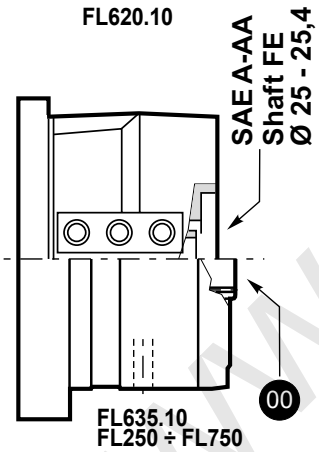

Type	FL620.10	FL635.10	FL250.4C FL250.6C	FL350.6C FL350.8C	FL450.6C FL450.8C	FL650.10C FL650.12C FL650.14C	FL750.10C FL750.12C FL750.14C
	Lt						
RPR2255	--	--	354	354	354	367,5	367,5
RPR3255	--	--	414,5	414,5	414,5	428	428

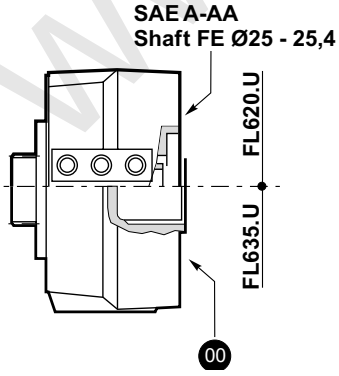

Type	FL620.U	FL635.U
	Lt	
RPR2255	333,5	320
RPR3255	425,5	412

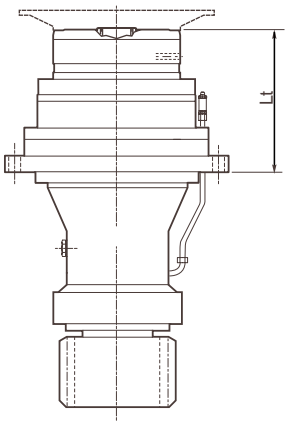

www.reduktory.eu

RPR255DC

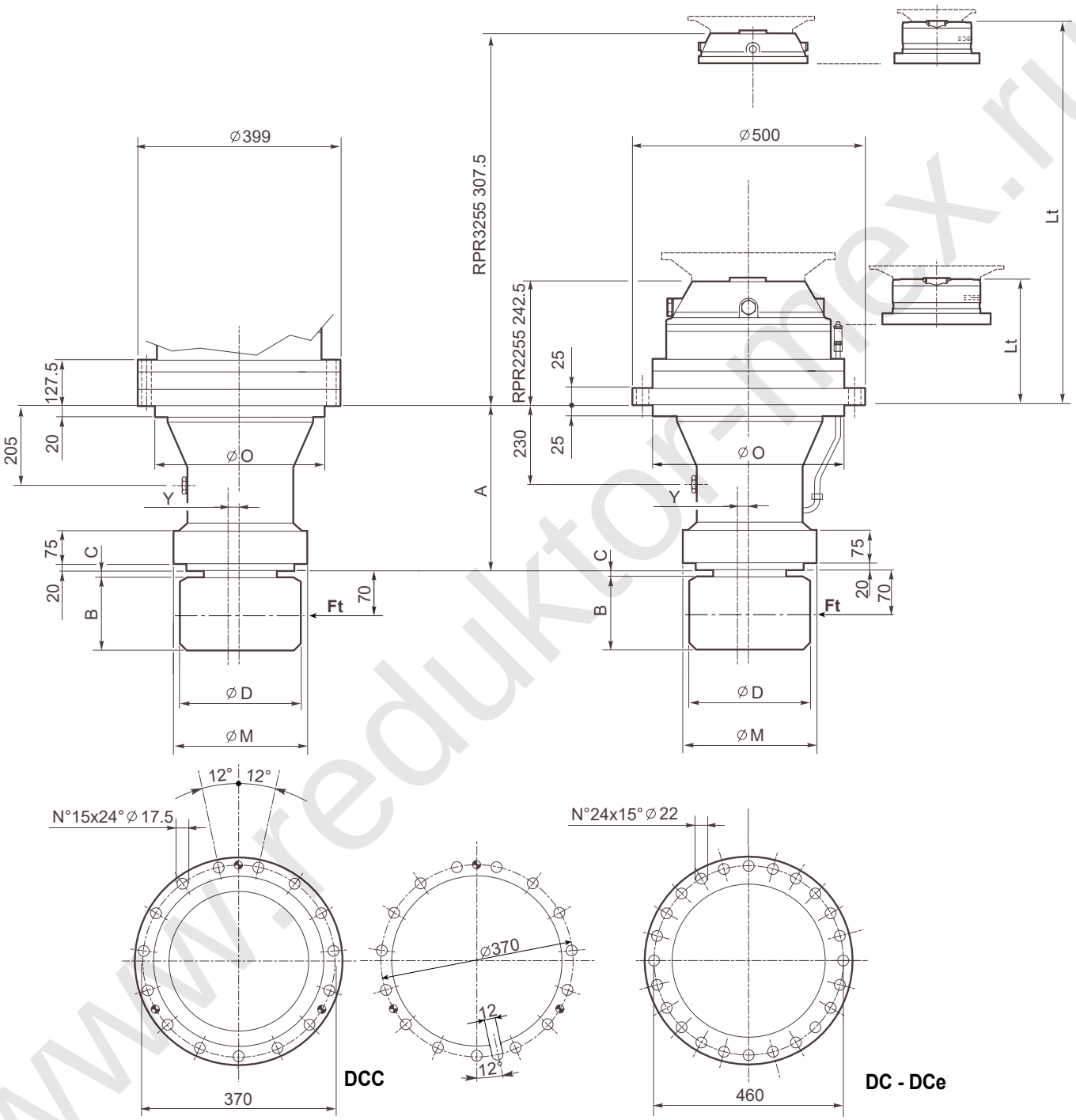

Support type	Ft_{FEM} [N]	Ft_{max} [N]	A	A1	Ø M	Ø O	Ø F	E	Y
DC	465.000	518.000	370		270 h8	410 h8	-	-	-
DCe	465.000	518.000	370		270 h8	410 h8	-	-	2
DCC	465.000	518.000	345		270 h8	328 h8	-	-	-

www.redukto-mex.ru

RPR255FA

n_2 = 15 rpm.

RPR2255 ì =	T_{FEM} [Nm]	$T2_{max.}$ [Nm]	RPR3255 ì =	T_{FEM} [Nm]	$T2_{max.}$ [Nm]
16,5	29.450	52.800	57,7	29.450	52.800
20,4			68,1		
23,5			71,4		
25,9	26.850	50.100	84,3		
28	24.600	52.800	90,5	26.850	50.100
29,7	26.850	50.100	105,5	29.450	52.800
35,4			115,5	24.600	
41,5	21.350	37.000	122,4	29.450	
44,5	21.750	50.100	144,5	24.600	
52,2	21.350	37.000	155,1	26.850	50.100
			183,2		
			202,7	24.600	52.800
			230,3	21.750	50.100
			256,9	26.850	
			267,3	21.750	
			322,9		

Type	n_1 max. [rpm]	Kg.	lt.
RPR2255	2.500		
RPR3255	3.000		

Pinion code	m	z	x	Ø D	B	C	Support code	Kg.
9000187	16	10	0,5	205	169,5	5,5	FAe	
335696	16	10	0,5	205	174,5	5,5	FAe	
9002522	16	11	0,5	222,5	125	5,5	FAe	
9001121	16	14	0,5	269,5	122,5	5,5	FAe	
9004552	18	10	0,5	231	149,5	5,5	FAe	
335694	18	11	0,5	250,5	144,5	5,5	FAe	
9003136	18	12	0,5	269	154,5	5,5	FAe	
9004974	18	12	0,5	268	134,5	5,5	FAe	



Type	FL620.10	FL635.10	FL250.4C FL250.6C	FL350.6C FL350.8C	FL450.6C FL450.8C	FL650.10C FL650.12C FL650.14C	FL750.10C FL750.12C FL750.14C
	Lt						
RPR2255	--	--	640	640	640	653,5	653,5
RPR3255	--	--	693	693	693	706,5	706,5

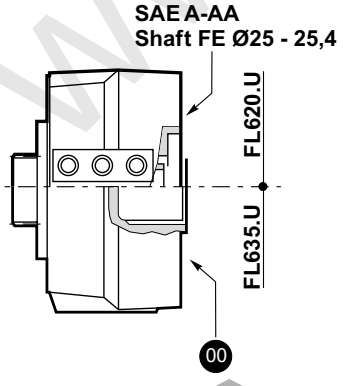

Type	FL620.U	FL635.U
	Lt	
RPR2255	639	625,5
RPR3255	704	690,5

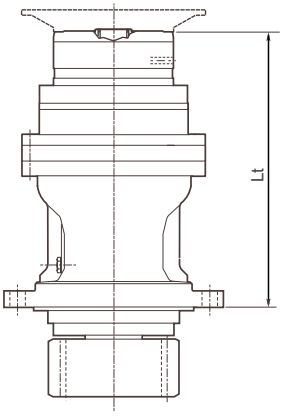

www.reduktor-mex.ru

RPR255FA

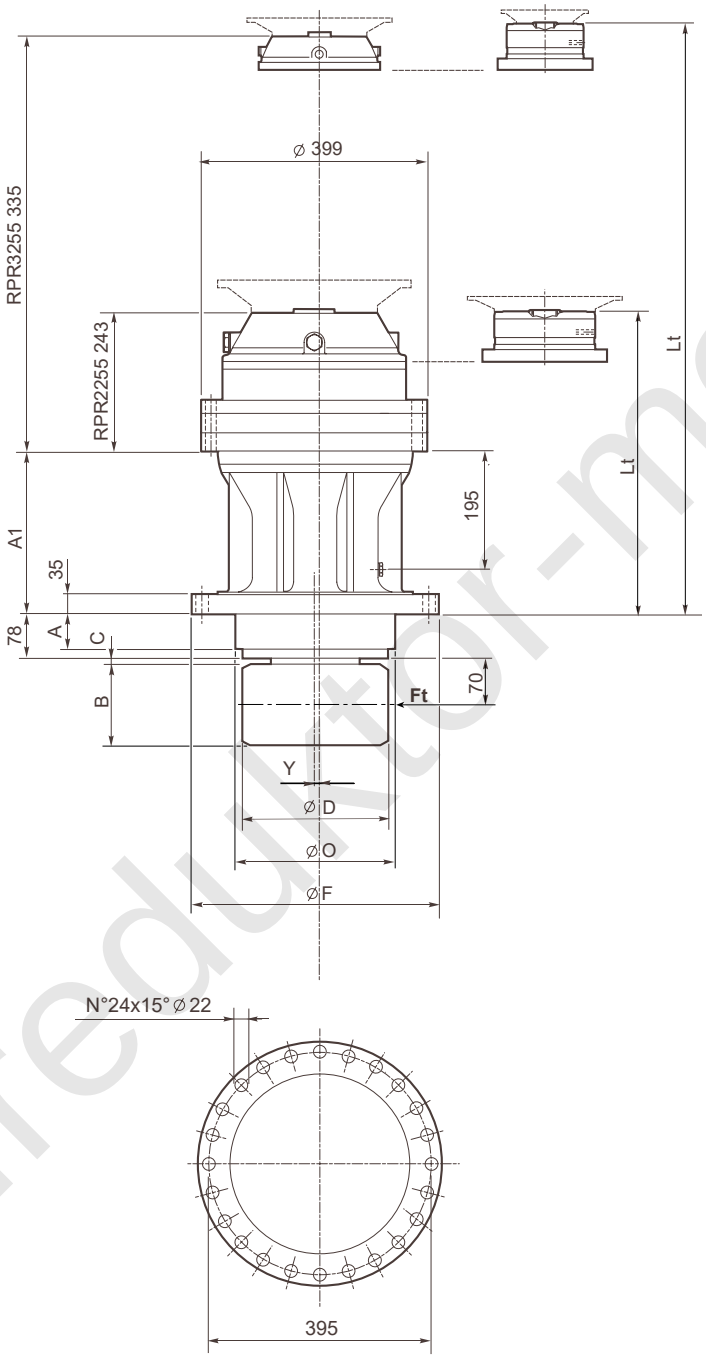

Support type	Ft_{FEM} [N]	Ft_{max} [N]	A	A1	Ø M	Ø O	Ø F	E	Y
FAe	543.000	638.000	63	278	-	280 h7	430	-	2,5

www.redukt or-mex.ru

RPR320DC

n_2 = 15 rpm

RPR2320 ì =	T_{FEM} [Nm]	$T2_{max.}$ [Nm]	RPR3320 ì =	T_{FEM} [Nm]	$T2_{max.}$ [Nm]
20			69,8		
24,7	33.850		82,4		
28,4		46.200	86,4		
33,8	28.550		103,1		
42,5	21.000		117,3	33.850	46.200
			127,7		
			148,2		
			170,5		
			179		
			206		
			245,3	28.550	

Type	n_1 max. [rpm]	Kg.	lt.
RPR2320	2.500		
RPR3320	3.000		

Pinion code	m	z	x	Ø D	B	C	Support code	Kg.
9000187	16	10	0,5	205	169,5	5,5	DCe	
335696	16	10	0,5	205	174,5	5,5	DCe	
9002522	16	11	0,5	222,5	125	5,5	DCe	
9001121	16	14	0,5	269,5	122,5	5,5	DCe	
9004552	18	10	0,5	231	149,5	5,5	DCe	
335694	18	11	0,5	250,5	144,5	5,5	DCe	
9003136	18	12	0,5	269	154,5	5,5	DCe	
9004974	18	12	0,5	268	134,5	5,5	DCe	

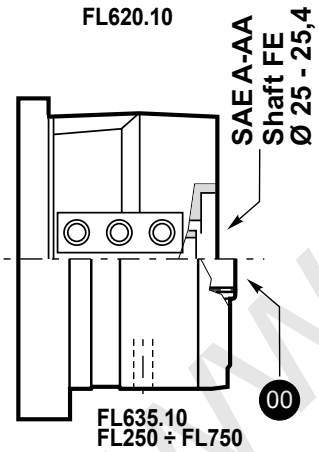

Type	FL620.10	FL635.10	FL250.4C FL250.6C	FL350.6C FL350.8C	FL450.6C FL450.8C	FL650.10C FL650.12C FL650.14C	FL750.10C FL750.12C FL750.14C
	Lt						
RPR2320	--	--	354	354	354	367,5	367,5
RPR3320	--	--	414,5	414,5	414,5	428	428

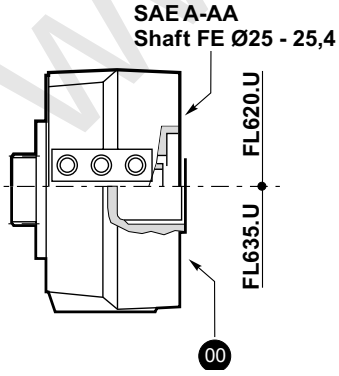

Type	FL620.U	FL635.U
	Lt	
RPR2320	333,5	320
RPR3320	425,5	412

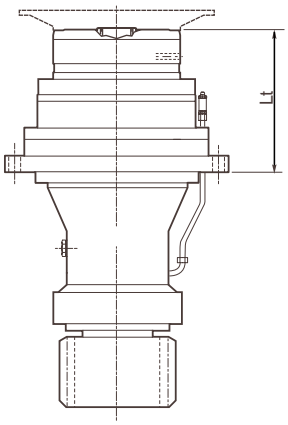

www.reduktor-mex.ru

RPR320DC

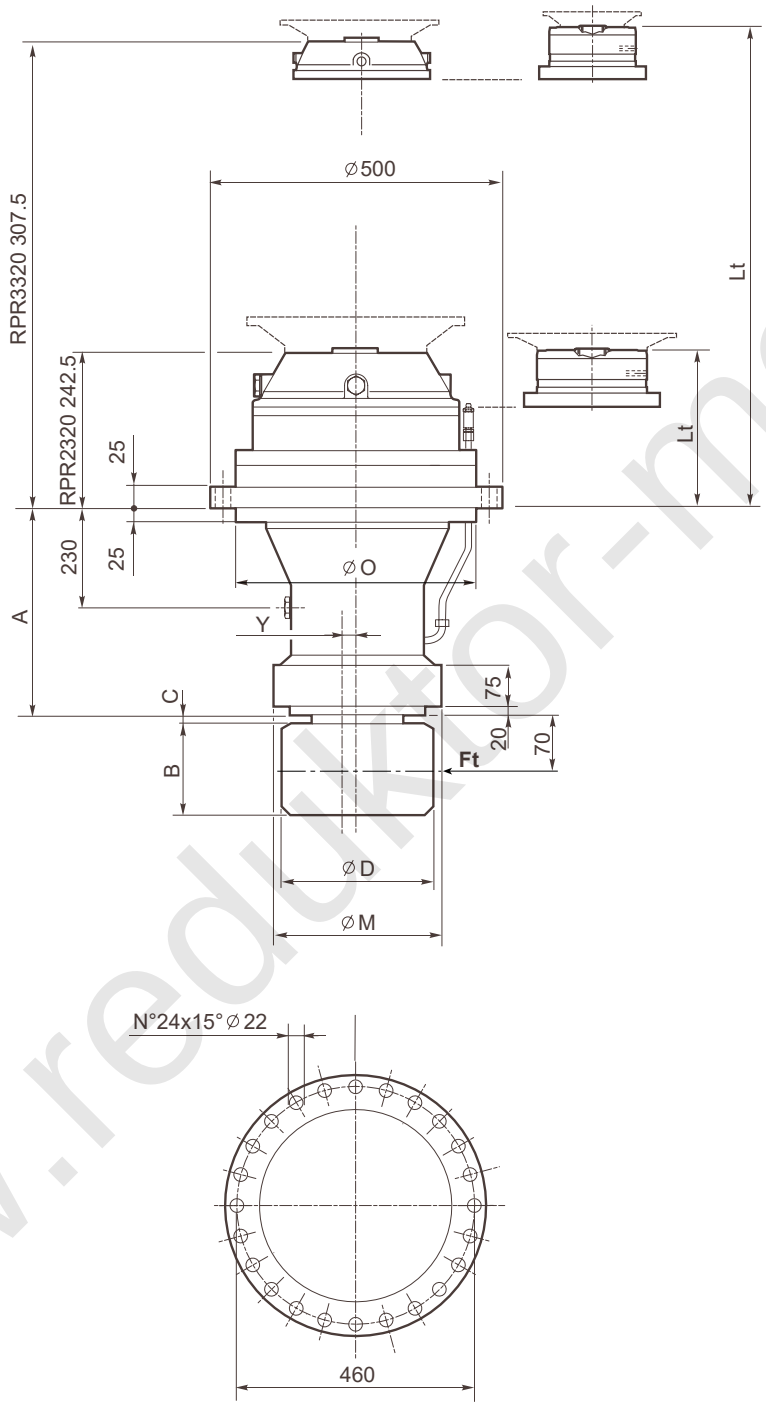

DCe

Support type	Ft_{FEM} [N]	Ft_{max} [N]	A	A1	Ø M	Ø O	Ø F	E	Y
DCe	465.000	518.000	370		270 h8	410 h8	-	-	2

www.redukt0r-mex.ru

RPR320FA

n_2 = 15 rpm.

RPR2320 ì =	T_{FEM} [Nm]	$T2_{max.}$ [Nm]	RPR3320 ì =	T_{FEM} [Nm]	$T2_{max.}$ [Nm]
20			69,8		
24,7	33.850		82,4		
28,4		63.600	86,4		
33,8	28.550		103,1		
42,5	21.000		117,3	33.850	63.600
			127,7		
			148,2		
			170,5		
			179		
			206		
			245,3	28.550	

Type	n_1 max. [rpm]	Kg.	lt.
RPR2320	2.500		
RPR3320	3.000		

Pinion code	m	z	x	Ø D	B	C	Support code	Kg.
9000187	16	10	0,5	205	169,5	5,5	FAe	
335696	16	10	0,5	205	174,5	5,5	FAe	
9002522	16	11	0,5	222,5	125	5,5	FAe	
9001121	16	14	0,5	269,5	122,5	5,5	FAe	
9004552	18	10	0,5	231	149,5	5,5	FAe	
335694	18	11	0,5	250,5	144,5	5,5	FAe	
9003136	18	12	0,5	269	154,5	5,5	FAe	
9004974	18	12	0,5	268	134,5	5,5	FAe	

FL620.10



Type	FL620.10	FL635.10	FL250.4C FL250.6C	FL350.6C FL350.8C	FL450.6C FL450.8C	FL650.10C FL650.12C FL650.14C	FL750.10C FL750.12C FL750.14C
	Lt						
RPR2320	--	--	640	640	640	653,5	653,5
RPR3320	--	--	693	693	693	706,5	706,5

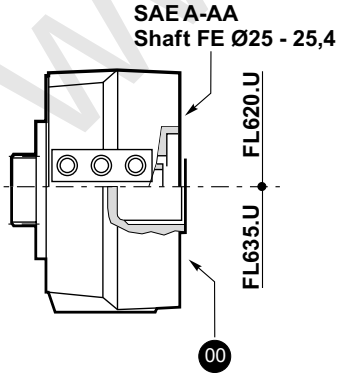

Type	FL620.U	FL635.U
	Lt	
RPR2320	639	625,5
RPR3320	704	690,5

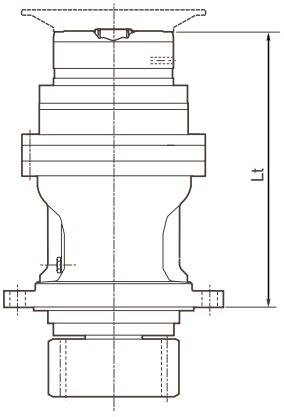

www.reduktor-mex.ru

RPR320FA

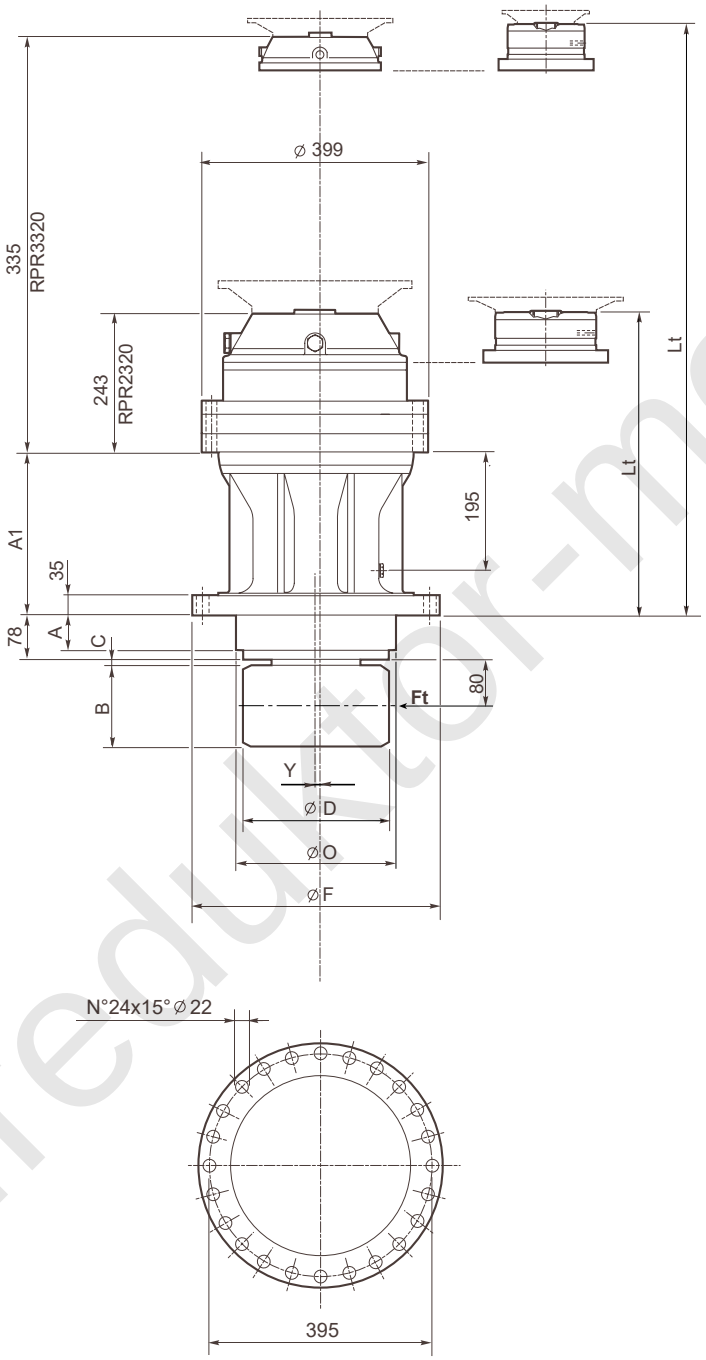

Support type	Ft_{FEM} [N]	Ft_{max} [N]	A	A1	Ø M	Ø O	Ø F	E	Y
FAe	527.000	618.000	63	278	-	280 h7	430	-	2,5

www.redukt or-mex.ru

SLS300DC

n_2 = 15 rpm.

SLS3002 ì =	T_{FEM} [Nm]	$T2_{max.}$ [Nm]	SLS3003 ì =	T_{FEM} [Nm]	$T2_{max.}$ [Nm]
16	48.700	74.600	55,9	48.700	74.600
17,9			62,5		
19,9	46.400	73.700	71,6		
22,8			79,8		
24,2	45.750	74.600	93,6	45.750	
27	46.400	73.700	105		
30,7	36.200	58.600	107,1	48.700	
33,8	31.850		122,7		
38,4	35.250		145,4	45.750	
45	32.300	53.800	162	46.400	73.700

Pinion code	m	z	x	Ø D	B	C	Support code	Kg.
335335	14	14	0,5	238	133	5,5	DCe	
335436	16	13	0,5	256	160	5,5	DCe	
335571	16	13	0,5	256	110,5	5,5	DCe	
335341	16	14	0,5	270	150	5,5	DCe	
335392	16	14	0,5	272	122	5,5	DCe	
335707	16	15	0,55	286	125	5,5	DCe	
335502	16	16	0,5	303	120	5,5	DCe	
335558	16	16	0,5	303	150,5	5,5	DCe	
335444	16	17	0,5	320	200	5,5	DCe	
335406	18	14	0,48	300	145	8,5	DCe	
335299	18	16	0	320	160	8,5	DCe	
9002497	20	11	10	278	199,5	5,5	DCe	
335667	20	12	0,5	297	150	5,5	DCe	
335432	20	12	0,5	297	150	5,5	DCe	
335632	20	12	0,5	297	160	5,5	DCe	
9004096	20	13	0,5	319	240	5,5	DCe	

Type	n_1 max. [rpm]	Kg.	lt.
SLS3002	2.500		
SLS3003	3.000		

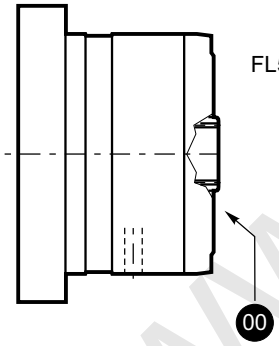

Type	FL250.4C FL250.6C	FL350.6C FL350.8C	FL450.6C FL450.8C	FL650.10C FL650.12C FL650.14C	FL750.10C FL750.12C FL750.14C	FL960.12C FL960.14C FL960.16C FL960.18C
	Lt					
SLS3002	549,5	549,5	549,5	563	563	571
SLS3003	635,5	635,5	635,5	649	649	663

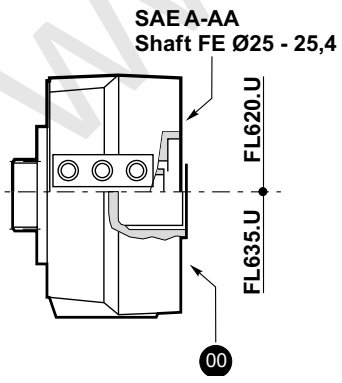

Type	FL620.U	FL635.U
	Lt	
SLS3002	--	--
SLS3003	634,5	621

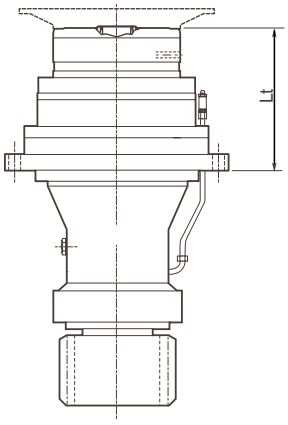

www.redukto r-max.ru

SLS300DC

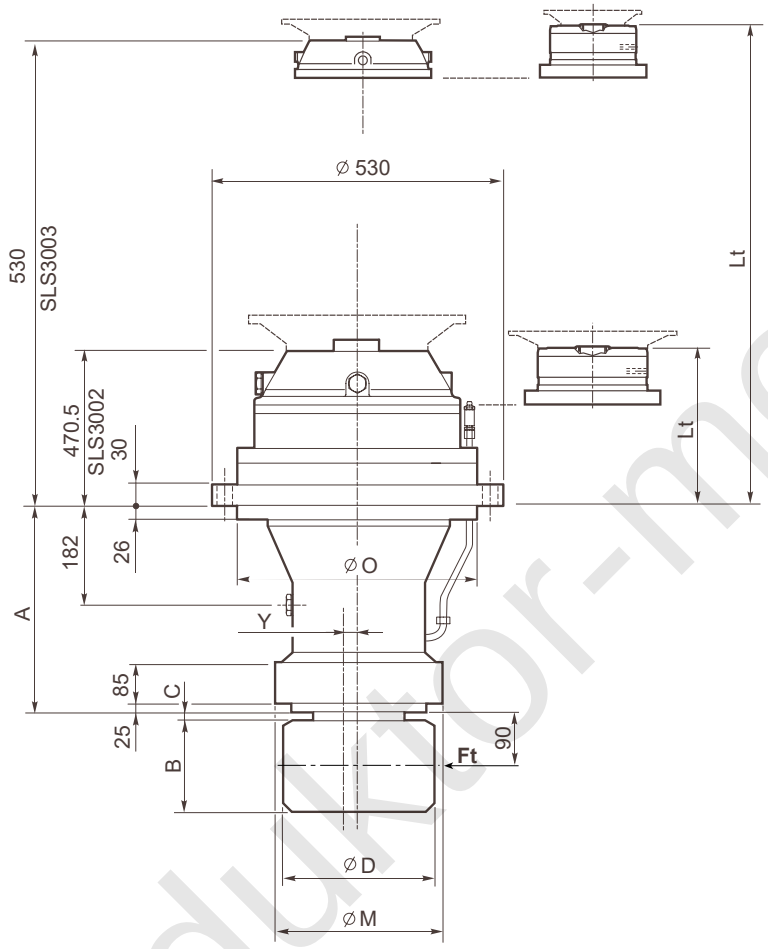

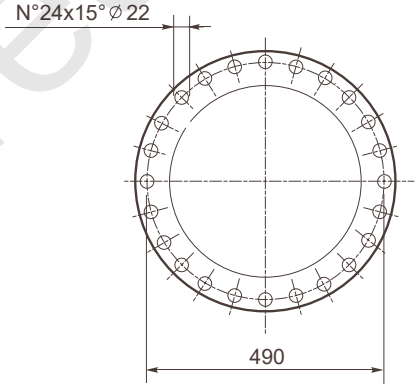

Support type	Ft_{FEM} [N]	Ft_{max} [N]	A	A1	Ø M	Ø O	Ø F	E	Y
DCe	675.000	686.000	347	-	325 h8	410 h8	-	-	2

www.redukt0r-mex.ru

SLS300FA

n_2 = 15 rpm.

SLS3002 ì =	T_{FEM} [Nm]	$T2_{max.}$ [Nm]	SLS3003 ì =	T_{FEM} [Nm]	$T2_{max.}$ [Nm]
16	48.700	74.600	55,9	48.700	74.600
17,9			62,5		
19,9	46.400	73.700	71,6		
22,8			79,8		
24,2	45.750	74.600	93,6	45.750	
27	46.400	73.700	105		
30,7	36.200	58.600	107,1	48.700	
33,8	31.850		122,7		
38,4	35.250		145,4	45.750	
45	32.300	53.800	162	46.400	73.700

Pinion code	m	z	x	Ø D	B	C	Support code	Kg.

Type	n_1 max. [min^{-1}]	Kg.	lt.
SLS3002	2.500		
SLS3003	3.000		

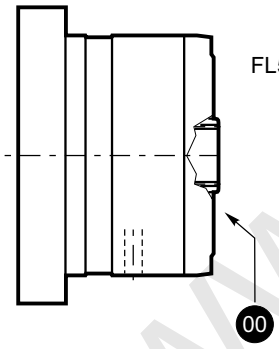

Type	FL250.4C FL250.6C	FL350.6C FL350.8C	FL450.6C FL450.8C	FL650.10C FL650.12C FL650.14C	FL750.10C FL750.12C FL750.14C	FL960.12C FL960.14C FL960.16C FL960.18C
	Lt					
SLS3002	716,5	716,5	716,5	730	730	744
SLS3003	800,5	800,5	800,5	816	816	828

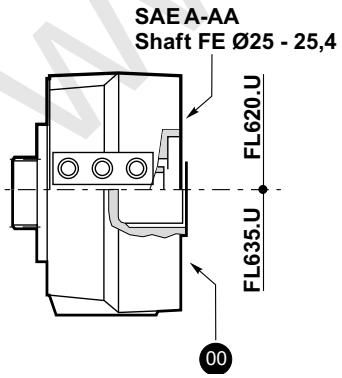

Type	FL620.U	FL635.U
	Lt	
SLS3002	--	--
SLS3003	801,5	788

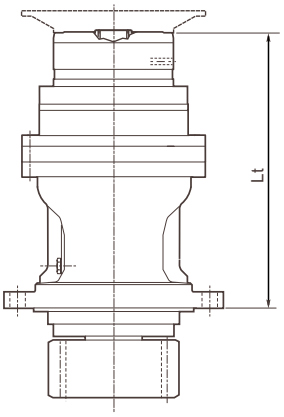

www.redukt0r-mex.ru

SLS300FA

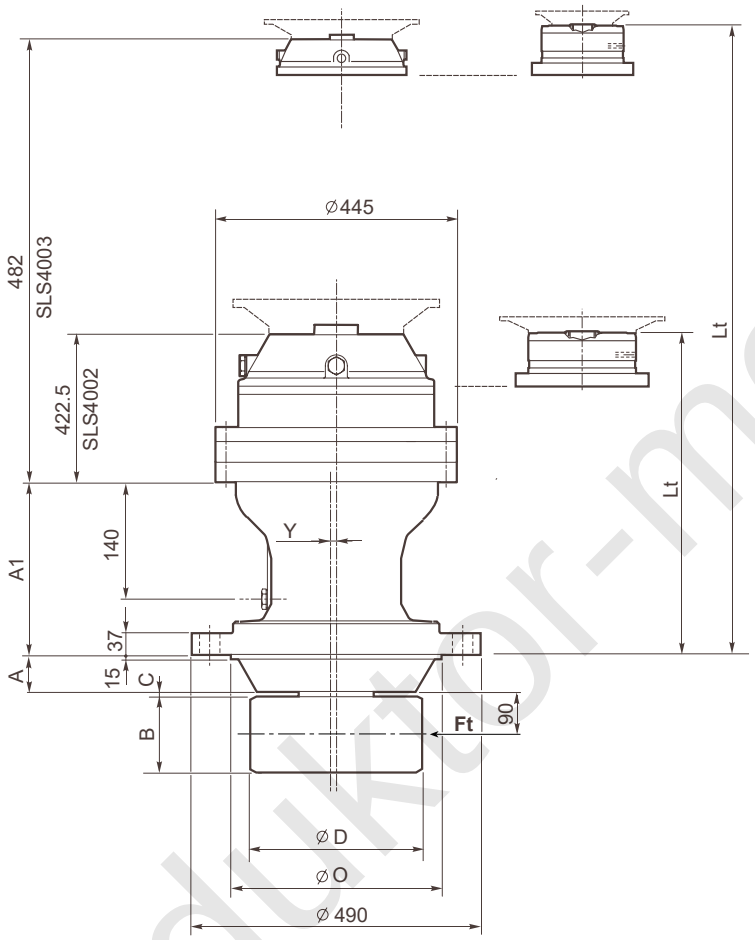

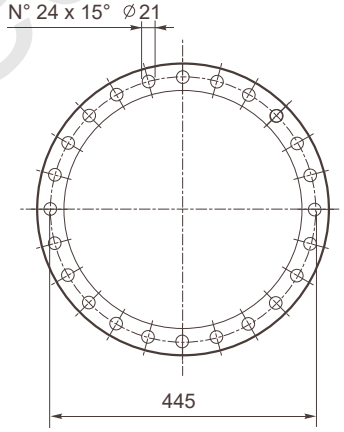

Support type	Ft_{FEM} [N]	Ft_{max} [N]	A	A1	Ø M	Ø O	Ø F	E	Y
FAe	580.000	760.000	104	215	-	400 f7	-	-	1,5

www.redukto-mex.ru

SLS400DC

n_2 = 15 rpm.

SLS4002 ì =	T_{FEM} [Nm]	$T2_{max.}$ [Nm]	SLS4003 ì =	T_{FEM} [Nm]	$T2_{max.}$ [Nm]
16,5	61.400	100.000	57,8	61.400	100.000
18,5			64,7		
19,3	53.950	90.000	67,6	53.950	90.000
21,6			83,6		
24,7			93,6		
29,3	53.350		102,7	53.350	
30,4	41.300	72.000	110,9	61.400	100.000
36			126,9		
45	39.950		146,7	53.350	90.000
			159,1	41.300	72.000

Pinion code	m	z	x	Ø D	B	C	Support code	Kg.
9003903	18	12	0,5	268	160	5	DCe	

Type	n_1 max. [rpm]	Kg.	lt.
SLS4002	2.500		
SLS4003	3.000		

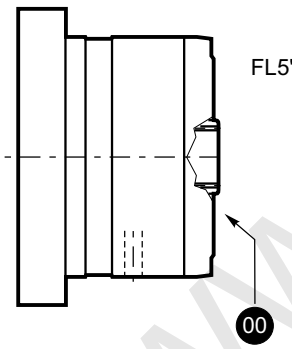

Type	FL250.4C FL250.6C	FL350.6C FL350.8C	FL450.6C FL450.8C	FL650.10C FL650.12C FL650.14C	FL750.10C FL750.12C FL750.14C	FL960.12C FL960.14C FL960.16C FL960.18C
	Lt					
SLS4002	552,5	552,5	552,5	566	566	580
SLS4003	638,5	638,5	638,5	652	652	666

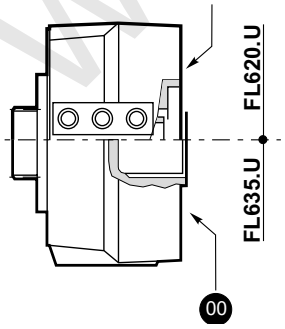

Type	FL620.U	FL635.U
	Lt	
SLS4002	--	--
SLS4003	637,5	624

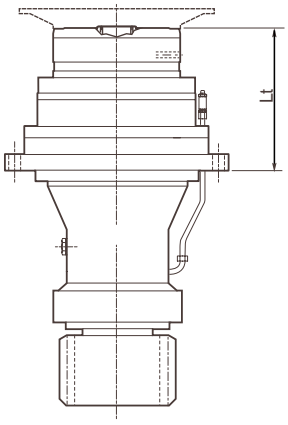

www.redukto-mex.ru

SLS400DC

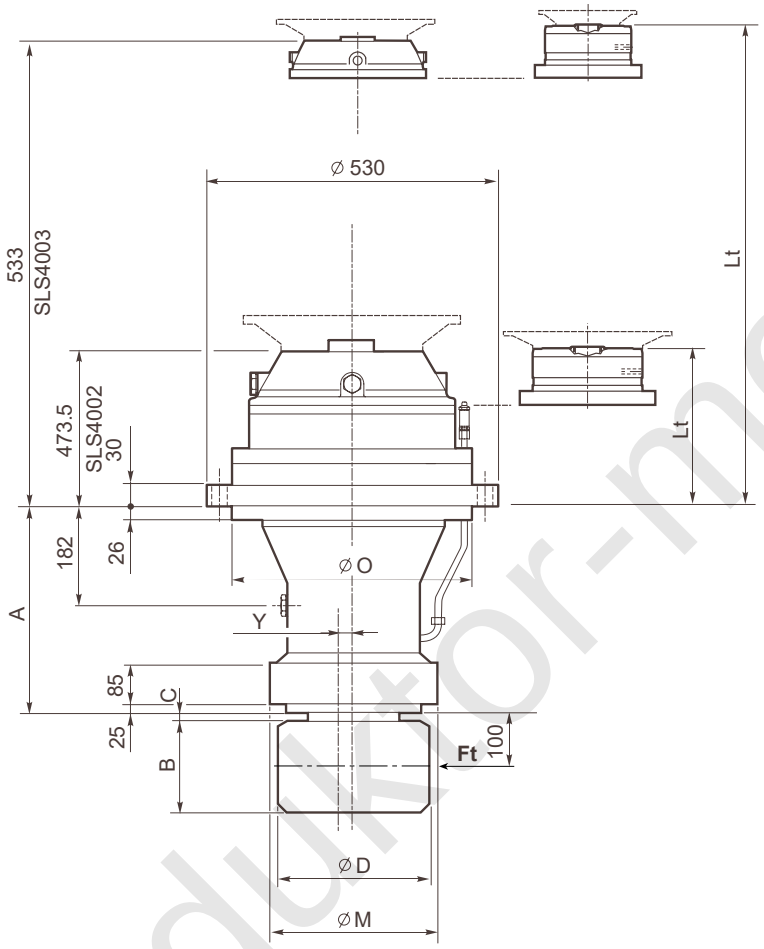

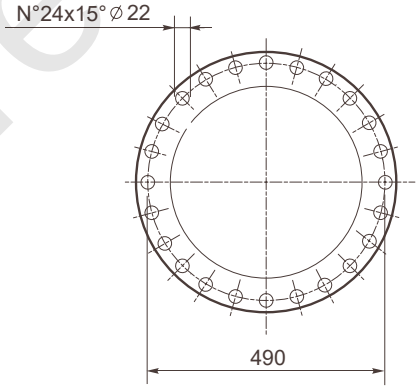

Support type	Ft_{FEM} [N]	Ft_{max} [N]	A	A1	Ø M	Ø O	Ø F	E	Y
DCe	791.000	823.000	347	-	325 h8	410 h8	-	-	2

www.redukt0r-mex.ru

SLS400FA

n_2 = 15 rpm.

SLS4002 ì =	T_{FEM} [Nm]	$T2_{max.}$ [Nm]	SLS4003 ì =	T_{FEM} [Nm]	$T2_{max.}$ [Nm]
16,5	61.400	100.000	57,8	61.400	100.000
18,5			64,7		
19,3	53.950	90.000	67,6	53.950	90.000
21,6			83,6		
24,7			93,6		
29,3	53.350		102,7	53.350	
30,4	41.300	72.000	110,9	61.400	100.000
36			126,9		
45	39.950		146,7	53.350	90.000
			159,1	41.300	72.000

Pinion code	m	z	x	Ø D	B	C	Support code	Kg.
9004074	20	14	0,5	335	143	5,5	FAe	

Type	n_1 max. [min^{-1}]	Kg.	lt.
SLS4002	2.500		
SLS4003	3.000		

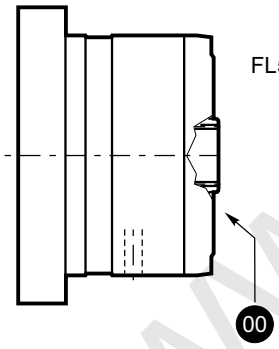

Type	FL250.4C FL250.6C	FL350.6C FL350.8C	FL450.6C FL450.8C	FL650.10C FL650.12C FL650.14C	FL750.10C FL750.12C FL750.14C	FL960.12C FL960.14C FL960.16C FL960.18C
	Lt					
SLS4002	716,5	716,5	716,5	730	730	744
SLS4003	800,5	800,5	800,5	816	816	828

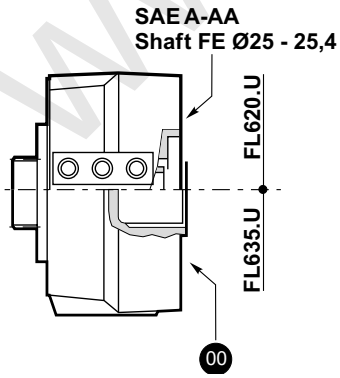

Type	FL620.U	FL635.U
	Lt	
SLS4002	--	--
SLS4003	801,5	788

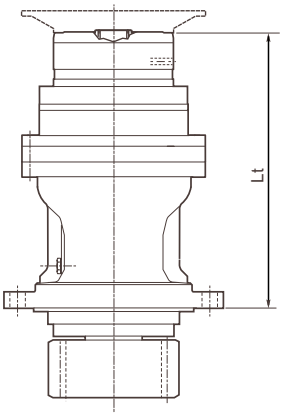

www.redukto-mex.ru

SLS400FA

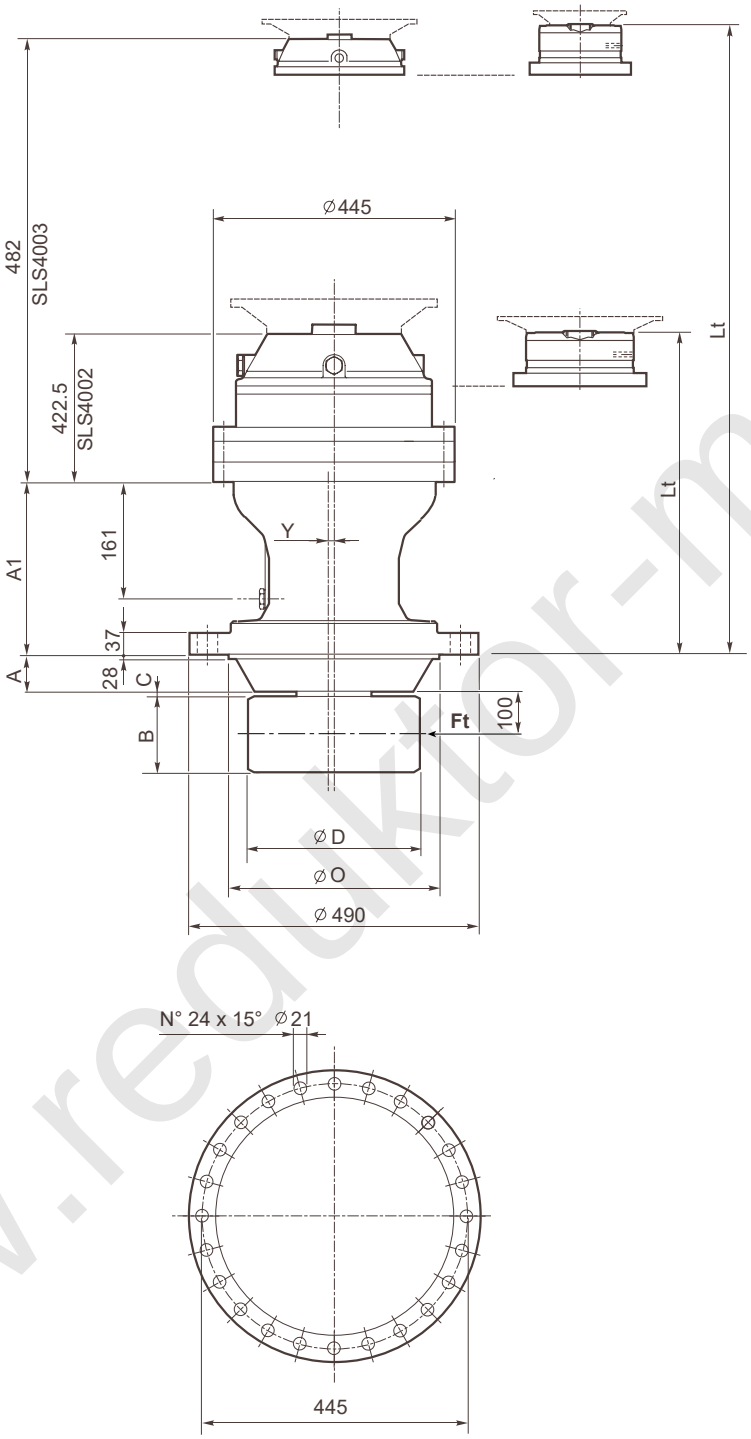

Support type	Ft_{FEM} [N]	Ft_{max} [N]	A	A1	Ø M	Ø O	Ø F	E	Y
FAe	852.000	1.092.000	78	291	-	365 f7	-	-	2,5

www.redukto-mex.ru